ELECTROUSTIC
DISTRIBUTION OF CONNECTIVITY SOLUTIONS



Circular connectors
M17 to M58

Product overview 2016/2017

PHOENIX CONTACT
INSPIRING INNOVATIONS

The largest range – robust circular connectors

From small to large, straight or angled, for signals or power, molded or for assembly on-site: As a specialist for robust circular connectors, Phoenix Contact offers PLUSCON circular, the largest product range on the market. It ranges from size M5 to M58 and represents products that have been tried and tested for many years in industrial automation, in electric drive technology and in infrastructure applications.

Signal connectors

- 6- to 19-pos.
- Sizes M17 and M23
- All housings can be equipped with pin or socket contacts
- EMC protection
- IP67 degree of protection
- Plastic-molded designs

Web code: #0253

Find out more with the web code

You can find our web code in any product table: a pound sign followed by a four-digit number combination (example: #1234).
This allows you to access information on our website quickly.

It couldn't be simpler:

1. Go to the Phoenix Contact website
2. Enter # and the number combination in the search field
3. Get more information and product versions

#1234 **Search**

Or use the direct link:
phoenixcontact.net/webcode/#1234

Electroustic Ltd www.electroustic.co.uk +44 (0)1908 307200

Power connectors

- Up to 150 A/630 V
- Sizes M17, M23, M40 and M58
- 3+PE up to 5+3+PE
- Connection cross sections up to 50 mm²
- IP67 degree of protection
- Plastic-molded designs

Web code: #0255



Hybrid connectors

- Transmission of signals, data and power in a single connector
- Sizes M23 and M40
- CAT5 interface, alternative: 4 additional signal contacts
- Connection cross sections up to 16 mm²
- Up to 70 A and 850 V DC / 630 V AC
- Plastic-molded designs

Web code: #0254

Contents

Unique variety for signals, data and power	4
Page navigation	12
Connectors for assembly	
Signal	14
Hybrid	24
Power	28
Accessories	
Colored coding rings	37
Dust protection caps	38
Crimp contacts	40
Plastic-molded connectors	
Signal	44
Hybrid	46
Power	48

Electroustic Ltd www.electroustic.co.uk +44 (0)1908 307200

Unique variety for signals, data and power

The circular connector product line ranges from 6 to 19-pos. circular connectors in sizes M17 and M23 and hybrid connectors, all the way to power connectors in sizes M17 to M58 for a maximum of 150 A and 630 V.

The wide selection of designs and pin assignments enables comprehensive solutions for devices and cables for transmitting signals, data and for the power supply for electric devices and drives.

Smaller sizes and connectors for data transmission up to 10 Gbps can be found at: phoenixcontact.com

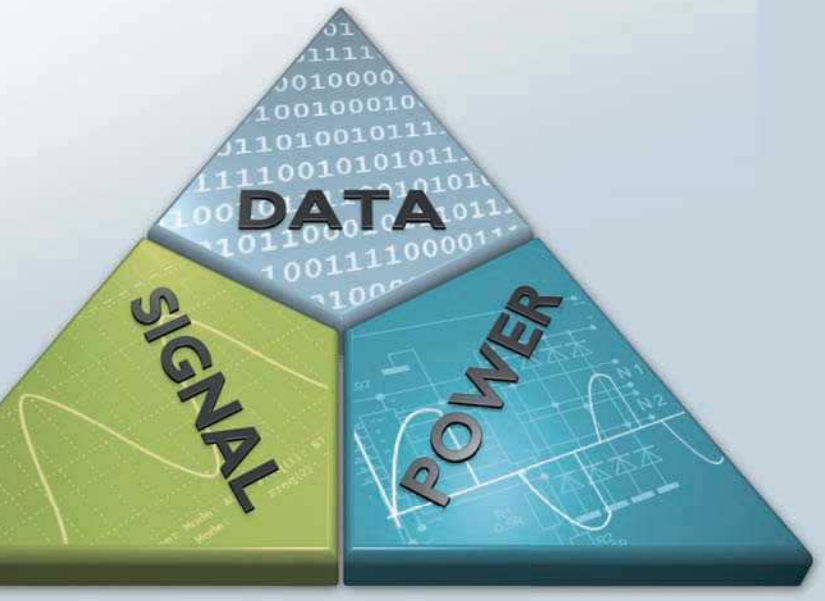

Always the right connection

For compact device connection

For flexible cable connection

For easy cabling

Additional circular connectors in sizes M5 to M12 for signals, data, and power can be found at phoenixcontact.com

Electroustic Ltd www.electroustic.co.uk +44 (0)1908 307200

POWER SIGNAL

M17 POWER
3+PE to 5+3+PE
up to 20 A / 630 V

M17 SIGNAL
8- and 17-pos.

M23 POWER
5+PE and 4+3+PE
up to 30 A / 630 V

M23 FEEDBACK
12- and 17-pos.

M40 POWER
2+3+PE and
4+3+PE
up to 70 A / 630 V

M23 SIGNAL
6- to 19-pos.

M58 POWER
2+3+PE and
4+3+PE
up to 150 A / 630 V

M40 HYBRID
13-pos.
(SIGNAL + CAT5 + POWER)
up to 70 A / 850/630 V DC/AC

M23 HYBRID
13-pos.
(SIGNAL + CAT5 + POWER)
up to 30 A / 850/630 V DC/AC

HYBRID

Electroustic Ltd www.electroustic.co.uk +44 (0)1908 307200

Signal connectors
M17 to M23

The M17 and M23 circular connectors cover a variety of industrial signal applications. This also includes requirements relating to tightness, vibration resistance and EMC protection. The 6- to 19-pos. circular connectors are supplemented by a complete range of plastic-molded designs.

Signal connectors

- 6- to 19-pos.
- Sizes M17 and M23
- All housings can be equipped with pin or socket contacts
- EMC protection
- IP67 degree of protection
- Plastic-molded designs

SIGNAL

Web code:
#0253

Electroustic Ltd www.electroustic.co.uk +44 (0)1908 307200

Advantages at a glance

Pre-assembled cables

- Angled design with configurable cable outlet direction
- Customer-specific assemblies and cable lengths can be supplied



Reliable transmission

- All connectors with 360° shield connection

Fast locking

- Reduced connection time with optional SPEEDCON fast locking system
- Safe and vibration-resistant

Varied connection methods

- Crimp connection, solder connection
- Device connector with additional solder-in connection

Optical color coding

- Connection errors are prevented by customer-specific connector markings with color rings

High contact density

- 6- to 19-pos. for a variety of signal and feedback applications



Easy mounting/removal

1. Insert and lock M23 contact carrier into position from the connection side
2. Attach unlocking tool from the plug side
3. Unlock contact carrier

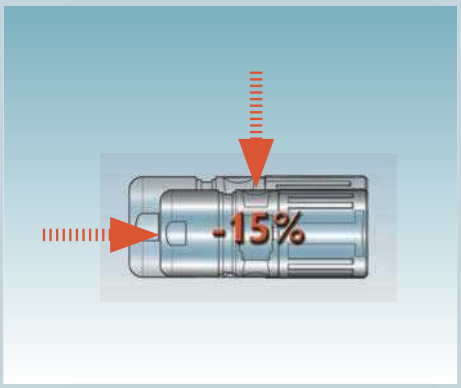

Compact design

- M17 COMPACT with 15% reduced size compared to the standard M17
- Ideal for compact devices

Flexible assembly

- All housings can be equipped with pin or socket contacts

Electroustic Ltd www.electroustic.co.uk +44 (0)1908 307200

Hybrid connectors M23 and M40

Use the M23 and M40 hybrid connectors from Phoenix Contact to reliably transfer signals, data and power in a single connector.

The hybrid connectors feature high flexibility: The CAT5 data interface can be replaced by four signal contacts. Thus, a total of eight contacts are available for transmitting signals.

Hybrid connectors

- Transmission of signals, data and power in a single connector
- Sizes M23 and M40
- CAT5 interface, alternative: 4 additional signal contacts
- Connection cross sections up to 16 mm²
- Up to 70 A and 850 V DC / 630 V AC
- Plastic-molded designs

HYBRID

Web code: #0254

Electroustic Ltd www.electroustic.co.uk +44 (0)1908 307200

Advantages at a glance

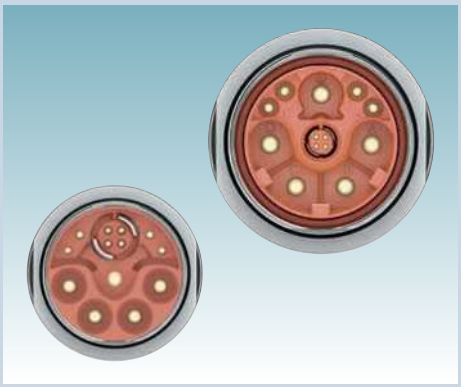

Permissible data transmission

- Pin assignments 4 + 4 + 4 + PE: Reliable transfer of data (CAT5), signals and power

Additional flexibility

- Pin assignments 8 + 4 + PE: Four additional signal contacts through replacement of the CAT5 interface

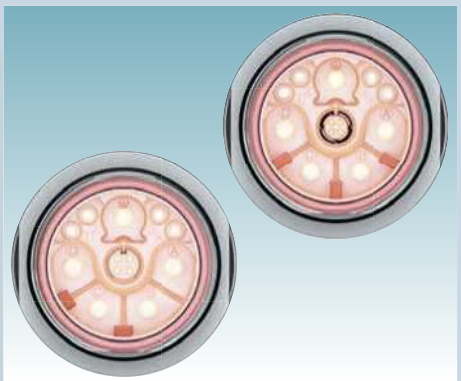

Reliable connection

- M40 with mechanical coding for all pin assignments reliably prevents connection errors

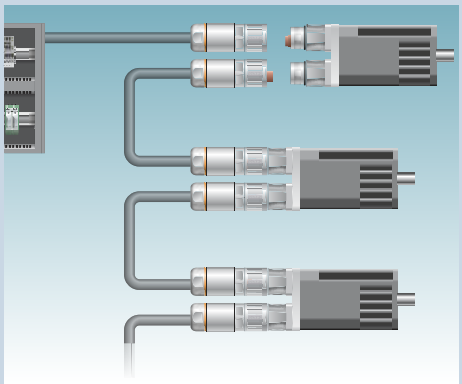

Reduced cabling effort

- Daisy chain application with hybrid connectors for decentralized drive concepts

Fast locking

- Reduced connection time with optional SPEEDCON fast locking system
- Safe and vibration-resistant

Variable equipping options

- All housings can be equipped with pin or socket contacts

Pre-assembled M23 cables

- Angled design with configurable cable outlet direction
- Customer-specific assemblies and cable lengths can be supplied

Optical color coding

- Connection errors are prevented by customer-specific connector markings with color rings

Versatile device connection technology

- Straight and angled rotary device connectors with infinitely variable configuration of the output direction up to 310°

Electroustic Ltd www.electroustic.co.uk +44 (0)1908 307200

Power connectors
M17 to M58

Circular power connectors from Phoenix Contact are the right choice for the easy and time-saving connection of electric drives at transmission capacities up to 150 A / 630 V.

Characteristic features are a lateral, radial clip-in of contacts into the contact carrier and the elegant shield. This saves assembly time, provides safety and makes connections easy and fast.

Power connectors

- Up to 150 A/630 V
- Sizes M17, M23, M40 and M58
- 3+PE up to 5+3+PE
- Connection cross sections up to 50 mm²
- IP67 degree of protection
- Plastic-molded designs

POWER

Web code: #0255

Electroustic Ltd www.electroustic.co.uk +44 (0)1908 307200

Advantages at a glance

Fast mounting

- Clipping the contacts on the side saves assembly time



Simple shield

- Protruding braided shield is simply screwed in
- 360° shield connection

Fast locking

- Reduced connection time with optional SPEEDCON fast locking system
- Safe and vibration-resistant

Flexible cable outlet

- Rotary device connectors with infinitely variable configuration of the output direction up to 310°



Optical color coding

- Connection errors are prevented by customer-specific connector markings with color rings

Flexibility in the connection

- Variety of housing designs for the device and cable side in sizes M17 to M58

Pre-assembled cables

- Angled design with configurable cable outlet direction
- Customer-specific assemblies and cable lengths can be supplied

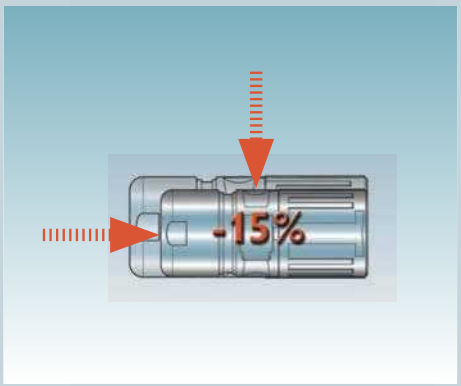

Compact design

- M17 COMPACT with 15% reduced size compared to the standard M17
- Ideal for compact drives

Simple device integration

- Device connectors for front and rear mounting for various installation situations

Electroustic Ltd www.electroustic.co.uk +44 (0)1908 307200

Page navigation – Circular connectors in M17 to M58

Design	Size	Number of positions	Signal					
			6	7	8	8+1	12	12 Counter-rotation
Cable connectors, SPEEDCON fast locking system								
	M17		–	–	14	–	–	–
	M23		16	16	–	16	16/22	22
	M23 angled		18	18	–	18	18	–
	M40		–	–	–	–	–	–
Cable connectors, standard interlocking								
	M17		–	–	14	–	–	–
	M23		16	16	–	16	16/22	22
	M23 angled		18	18	–	18	18	–
	M40		–	–	–	–	–	–
	M58		–	–	–	–	–	–
Coupler connectors								
	M17		–	–	14	–	–	–
	M23		16	16	–	16	16/22	22
	M40		–	–	–	–	–	–
	M58		–	–	–	–	–	–
Panel feed-throughs								
	M17		–	–	14	–	–	–
	M23		–	–	–	–	–	–
Device connectors, straight								
	M17		–	–	15	–	–	–
	M23		20	20	–	20	20/23	23
	M40		–	–	–	–	–	–
	M58		–	–	–	–	–	–
Device connectors, angled, rotatable								
	M17		–	–	15	–	–	–
	M23		20	20	–	20	20/23	23
	M40		–	–	–	–	–	–
Plastic-molded cables								
	M17		–	–	–	–	–	–
	M23		–	–	–	–	44	44
	M23 angled		–	–	–	–	44	44
	M40		–	–	–	–	–	–

Electroustic Ltd www.electroustic.co.uk +44 (0)1908 307200

			Hybrid			Power						
16	17	16+3	4+4+4+PE CAT5	8+4+PE Signal	4+4+4+PE Signal	3+PE	5+PE	2+3+PE	6+PE	7+PE	4+3+PE	5+3+PE
–	14	–	–	–	–	28	28	–	28	28	–	28
16	16/22	16	24	24	–	–	32	–	–	–	32	–
18	18	18	–	–	–	–	–	–	–	–	–	–
–	–	–	26	–	26	–	–	34	–	–	34	–
–	14	–	–	–	–	28	28	–	28	28	–	28
16	16/22	16	24	24	–	–	32	–	–	–	32	–
18	18	18	–	–	–	–	–	–	–	–	–	–
–	–	–	–	–	–	–	–	34	–	–	34	–
–	–	–	–	–	–	–	–	36	–	–	36	–
–	14	–	–	–	–	28	28	–	28	28	–	28
16	16/22	16	24	24	–	–	32	–	–	–	32	–
–	–	–	26	–	26	–	–	34	–	–	34	–
–	–	–	–	–	–	–	–	36	–	–	36	–
–	14	–	–	–	–	28	28	–	28	28	–	28
–	–	–	–	–	–	–	33	–	–	–	33	–
–	15	–	–	–	–	30	30	–	30	30	–	30
20	20/23	20	25	25	–	–	33	–	–	–	33	–
–	–	–	27	–	27	–	–	35	–	–	35	–
–	–	–	–	–	–	–	–	36	–	–	36	–
–	15	–	–	–	–	30	30	–	30	30	–	30
20	20/23	20	25	25	–	–	33	–	–	–	33	–
–	–	–	27	–	27	–	–	35	–	–	35	–
–	44	–	–	–	–	48	48	–	–	48	–	–
–	44	–	46	–	–	50	50 (4+PE/5+PE)	–	–	–	50	–
–	44	–	46	–	–	–	52	–	–	–	52	–
–	–	–	–	–	–	–	–	54	–	–	54	–

Electroustic Ltd www.electroustic.co.uk +44 (0)1908 307200

Signal – M17		8-pos.		17-pos.	
Crimp connection	**Rated voltage [V AC/DC]**	60		60	
	Nominal current [A]	3.6		3.6	
	Number of contacts/diameter [mm]	8 x 1.0		17 x 0.6	
	Litz wire cross sections [mm²]	0.06-1.0		0.06-0.5	
Web code: #0256	**Pin assignment**	**Pin** 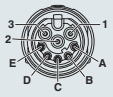	**Socket**	**Pin**	**Socket**
Cable connector, SPEEDCON fast locking system, M17 COMPACT series					
	Cable clamping range [mm]:	**3.5-5.5**	1618641	1613370	1618682	1613288
		5-9	1618648	1613371	1618683	1613324
		9-11	1618649	1613372	1618684	1613325
Coupler connector, M17 COMPACT series					
	Cable clamping range [mm]: 	**3.5-5.5**	1617799	1618724	1613497	1618756
		5-9	1617813	1618725	1613896	1618757
		9-11	1617830	1618726	1614532	1618758
Panel feed-through, front/rear mounting, flange dimensions 25.7 mm x 25.7 mm, M17 COMPACT series					
	Cable clamping range [mm]: **Mounting holes 4 x Ø 3.2 mm**	**3.5-5.5**	1617925	1618801	1617863	1618834
		5-9	1617929	1618802	1617872	1618835
		9-11	1617932	1618805	1617873	1618836
Cable connector, SPEEDCON fast locking system					
	Cable clamping range [mm]:	**5-8**	1618999	1619007	1607625	1607642
		8-10	1619000	1619008	1607627	1607644
		10-12.5	1619001	1619009	1624529	1624532
Cable connector, standard interlocking					
	Cable clamping range [mm]:	**5-8**	1618995	1619003	1607624	1607641
		8-10	1618996	1619004	1607626	1607643
		10-12.5	1618997	1619005	1624528	1624531
Coupler connector					
	Cable clamping range [mm]:	**5-8**	1619011	1619015	1607630	1607647
		8-10	1619012	1619016	1607631	1607649
		10-12.5	1619013	1619017	1624530	1624533

The cable clamping ranges specified may vary depending on the cable material/design. Selection and testing is the responsibility of the user.
Color rings for individual marking of the connectors, see page 37. Please order crimp contacts separately, refer to section starting on page 40.

Electroustic Ltd www.electroustic.co.uk +44 (0)1908 307200

Signal – M17		8-pos.		17-pos.	
Crimp connection	**Rated voltage [V AC/DC]**	60		60	
	Nominal current [A]	3.6		3.6	
	Number of contacts/diameter [mm]	8 x 1.0		17 x 0.6	
	Litz wire cross sections [mm²]	0.06-1.0		0.06-0.5	
Web code: #0258	**Pin assignment**	**Pin** 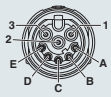	**Socket**	**Pin**	**Socket**
Device connector, front mounting, flange dimensions 21.6 mm x 21.6 mm					
	Clip-in contact insert Mounting holes 4 x Ø 2.7 mm	1613286	1619039	1607636	1607654
	Contact insert for support on the device Mounting holes 4 x Ø 2.7 mm	1619037	1619038	1607634	1607653
Device connector, front mounting, flange dimensions 25.75 mm x 25.75 mm					
	Clip-in contact insert Mounting holes 4 x Ø 3.2 mm	1619219	1619220	1619225	1619226
	Contact insert for support on the device Mounting holes 4 x Ø 3.2 mm	1619196	1619197	1619202	1619206
Device connector, angled, rotatable, front mounting, flange dimensions 25.75 mm x 25.75 mm					
	Mounting holes 4 x Ø 2.7 mm	1620439	1620440	1620441	1620442
	Mounting holes 4 x Ø 3.2 mm	1620456	1620455	1620458	1620457
Device connector, front mounting, central fastening					
	Fastening thread M18 x 0.75	1618584	1619036	1613540	1613542
	Accessories: locknut M18 x 0.75	1613831			
Device connector, rear mounting, central fastening					
	Fastening thread M20 x 1.5	1619034	1619035	1613541	1613543
	Accessories: locknut M20 x 1.5	1600417			

Color rings for individual marking of the connectors, see page 37.
Please order crimp contacts separately, refer to section starting on page 40.

Electroustic Ltd www.electroustic.co.uk +44 (0)1908 307200

Signal – M23 ADVANCE			6-pos.		7-pos.	
Solder connection/ crimp connection	**Rated voltage [V AC/DC]**		300		300	
	Nominal current [A]		20		20	
	Number of contacts/diameter [mm]		6 x 2.0		7 x 2.0	
	Litz wire cross sections [mm²]		1.0-2.5		1.0-2.5	
i Web code: #0259	**Pin assignment**		**Pin**	**Socket**	**Pin** 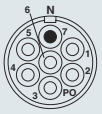	**Socket**
Cable connector, SPEEDCON fast locking system						
	Solder connection Cable clamping range [mm]: SPEEDCON LOCKING	**3-14.5**	1619604	1619605	1619600	1619601
		4-6	1619578	1619579	1619574	1619575
		6-10	1619533	1619534	1619529	1619530
		10-14.5	1619507	1619508	1619503	1619504
	Crimp connection Cable clamping range [mm]: SPEEDCON LOCKING	**3-14.5**	1619602	1619603	1619598	1619599
		4-6	1619576	1619577	1619572	1619573
		6-10	1619531	1619532	1619527	1619528
		10-14.5	1619505	1619506	1619501	1619502
Cable connector, standard interlocking						
	Solder connection Cable clamping range [mm]:	**3-14.5**	1619775	1619776	1619771	1619772
		4-6	1619749	1619750	1619745	1619746
		6-10	1619723	1619724	1619719	1619720
		10-14.5	1619658	1619659	1619654	1619655
	Crimp connection Cable clamping range [mm]:	**3-14.5**	1619773	1619774	1619769	1619770
		4-6	1619747	1619748	1619743	1619744
		6-10	1619721	1619722	1619717	1619718
		10-14.5	1619656	1619657	1619652	1619653
Coupler connector						
	Solder connection Cable clamping range [mm]:	**3-14.5**	1620171	1620172	1620167	1620168
		4-6	1620144	1620145	1620140	1620141
		6-10	1620118	1620119	1620114	1620115
		10-14.5	1620045	1620046	1620041	1620042
	Crimp connection Cable clamping range [mm]:	**3-14.5**	1620169	1620170	1620165	1620166
		4-6	1620142	1620143	1620138	1620139
		6-10	1620116	1620117	1620080	1620081
		10-14.5	1620043	1620044	1620037	1620038

[1] 16+2+PE for 19-pos. crimp connection

The cable clamping ranges specified may vary depending on the cable material/design. Selection and testing is the responsibility of the user.

Color rings for individual marking of the connectors, see page 37. For crimp connection: Please order crimp contacts separately, refer to section starting on page 40.

Electroustic Ltd www.electroustic.co.uk +44 (0)1908 307200

9 (8+1)-pos.		12-pos.		16-pos.		17-pos.		19 (16+3)-pos.[1)]	
300		150		150		150		150	
8 / 20		8		8		8		8 / 10	
8 x 1.0 / 1 x 2.0		12 x 1.0		16 x 1.0		17 x 1.0		16 x 1.0 / 3 x 1.5	
0.14-0.56 / 1.0-2.5		0.14-0.56		0.14-0.56		0.14-0.56		0.08-1.0	
Pin	Socket	Pin	Socket	Pin	Socket	Pin	Socket	Pin	Socket
1619596	1619597	1619592	1619593	1619588	1619589	1619584	1619585	1619580	1619581
1619570	1619571	1619548	1619567	1619544	1619545	1619540	1619541	1619536	1619537
1619525	1619526	1619521	1619522	1619517	1619518	1619513	1619514	1619509	1619510
1619499	1619500	1619495	1619496	1619486	1619487	1619482	1619483	1619478	1619479
1619594	1619595	1619590	1619591	1619586	1619587	1619582	1619583	1623837	1623838
1619568	1619569	1619546	1619547	1619542	1619543	1619538	1619539	1623835	1623836
1619523	1619524	1619519	1619520	1619515	1619516	1619511	1619512	1623833	1623834
1619497	1619498	1619488	1619489	1619484	1619485	1619480	1619481	1623831	1623832
1619767	1619768	1619763	1619764	1619759	1619760	1619755	1619756	1619751	1619752
1619741	1619742	1619737	1619738	1619733	1619734	1619729	1619730	1619725	1619726
1619715	1619716	1619709	1619710	1619705	1619706	1619701	1619702	1619660	1619661
1619650	1619651	1619646	1619647	1619642	1619643	1619638	1619639	1619634	1619635
1619765	1619766	1619761	1619762	1619757	1619758	1619753	1619754	1623845	1623846
1619739	1619740	1619735	1619736	1619731	1619732	1619727	1619728	1623843	1623844
1619711	1619714	1619707	1619708	1619703	1619704	1619699	1619700	1623841	1623842
1619648	1619649	1619644	1619645	1619640	1619641	1619636	1619637	1623839	1623840
1620163	1620164	1620159	1620160	1620155	1620156	1620150	1620151	1620146	1620147
1620136	1620137	1620132	1620133	1620128	1620129	1620124	1620125	1620120	1620121
1620078	1620079	1620074	1620075	1620070	1620071	1620051	1620052	1620047	1620048
1620035	1620036	1620031	1620032	1620027	1620028	1620023	1620024	1620019	1620020
1620161	1620162	1620157	1620158	1620152	1620154	1620148	1620149	1624010	1624006
1620134	1620135	1620130	1620131	1620126	1620127	1620122	1620123	1624013	1624009
1620076	1620077	1620072	1620073	1620053	1620069	1620049	1620050	1624012	1624008
1620033	1620034	1620029	1620030	1620025	1620026	1620021	1620022	1624011	1624007

Electroustic Ltd www.electroustic.co.uk +44 (0)1908 307200

Signal – M23 ADVANCE

Signal – M23 ADVANCE			6-pos.		7-pos.	
Solder connection/ crimp connection	**Rated voltage [V AC/DC]**		300		300	
	Nominal current [A]		20		20	
	Number of contacts/diameter [mm]		6 x 2.0		7 x 2.0	
	Litz wire cross sections [mm²]		1.0-2.5		1.0-2.5	
Web code: #0259	**Pin assignment**		Pin	Socket	Pin 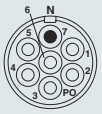	Socket
Cable connector, angled, SPEEDCON fast locking system						
new	**Solder connection** Cable clamping range [mm]:	**3-14.5**	1619449*	1619450*	1619445*	1619446*
		4-6	1619423*	1619424*	1619419*	1619420*
		6-10	1619397*	1619398*	1619393*	1619394*
		10-14.5	1619371*	1619372*	1619365*	1619366*
	Crimp connection Cable clamping range [mm]:	**3-14.5**	1619447*	1619448*	1619443*	1619444*
		4-6	1619421*	1619422*	1619417*	1619418*
		6-10	1619395*	1619396*	1619391*	1619392*
		10-14.5	1619367*	1619368*	1619363*	1619364*
Cable connector, angled, standard locking						
new	**Solder connection** Cable clamping range [mm]:	**3-14.5**	1619342*	1619343*	1619338*	1619339*
		4-6	1620290*	1620291*	1620286*	1620287*
		6-10	1620261*	1620262*	1620257*	1620258*
		10-14.5	1620211*	1620212*	1620207*	1620208*
	Crimp connection Cable clamping range [mm]:	**3-14.5**	1619340*	1619341*	1619336*	1619337*
		4-6	1620288*	1620289*	1620284*	1620285*
		6-10	1620259*	1620260*	1620255*	1620256*
		10-14.5	1620209*	1620210*	1620191*	1620192*

[1] 16+2+PE for 19-pos. crimp connection

The cable clamping ranges specified may vary depending on the cable material/design. Selection and testing is the responsibility of the user.

Color rings for individual marking of the connectors, see page 37. For crimp connection: Please order crimp contacts separately, refer to section starting on page 40.

* Articles are available from the third quarter of 2016.

Electroustic Ltd www.electroustic.co.uk +44 (0)1908 307200

9 (8+1)-pos.		12-pos.		16-pos.		17-pos.		19 (16+3)-pos.[1)]	
300		150		150		150		150	
8 / 20		8		8		8		8 / 10	
8 x 1.0 / 1 x 2.0		12 x 1.0		16 x 1.0		17 x 1.0		16 x 1.0 / 3 x 1.5	
0.14-0.56 / 1.0-2.5		0.14-0.56		0.14-0.56		0.14-0.56		max. 1.0 / 1.0	
Pin	Socket	Pin	Socket	Pin	Socket	Pin	Socket	Pin	Socket
1619441*	1619442*	1619437*	1619438*	1619433*	1619434*	1619429*	1619430*	1619425*	1619426*
1619415*	1619416*	1619411*	1619412*	1619407*	1619408*	1619403*	1619404*	1619399*	1619400*
1619389*	1619390*	1619385*	1619386*	1619381*	1619382*	1619377*	1619378*	1619373*	1619374*
1619361*	1619362*	1619357*	1619358*	1619352*	1619353*	1619348*	1619349*	1619344*	1619345*
1619439*	1619440*	1619435*	1619436*	1619431*	1619432*	1619427*	1619428*	1624084*	1624080*
1619413*	1619414*	1619409*	1619410*	1619405*	1619406*	1619401*	1619402*	1624085*	1624081*
1619387*	1619388*	1619383*	1619384*	1619379*	1619380*	1619375*	1619376*	1624086*	1624082*
1619359*	1619360*	1619354*	1619356*	1619350*	1619351*	1619346*	1619347*	1624087*	1624083*
1619334*	1619335*	1619330*	1619331*	1620300*	1620301*	1620296*	1620297*	1620292*	1620293*
1620282*	1620283*	1620278*	1620279*	1620274*	1620275*	1620267*	1620268*	1620263*	1620264*
1620253*	1620254*	1620249*	1620250*	1620245*	1620246*	1620217*	1620218*	1620213*	1620214*
1620189*	1620190*	1620185*	1620186*	1620181*	1620182*	1620177*	1620178*	1620173*	1620174*
1619332*	1619333*	1620302*	1620303*	1620298*	1620299*	1620294*	1620295*	1624075*	1624071*
1620280*	1620281*	1620276*	1620277*	1620271*	1620273*	1620265*	1620266*	1624076*	1624072*
1620251*	1620252*	1620247*	1620248*	1620219*	1620244*	1620215*	1620216*	1624077*	1624073*
1620187*	1620188*	1620183*	1620184*	1620179*	1620180*	1620175*	1620176*	1624078*	1624074*

Electroustic Ltd www.electroustic.co.uk +44 (0)1908 307200

Signal – M23 ADVANCE			6-pos.		7-pos.	
Solder connection/ crimp connection/ solder-in connection	**Rated voltage [V AC/DC]**		300		300	
	Nominal current [A]		20		20	
	Number of contacts/diameter [mm]		6 x 2.0		7 x 2.0	
	Litz wire cross sections [mm²]		1.0-2.5		1.0-2.5	
Web code: #0260	**Pin assignment**		Pin	Socket	Pin 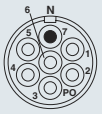	Socket
Device connector, front mounting, central fastening, Pg13.5						
	Solder connection Axial seal		1619902	1619903	1619898	1619899
	Crimp connection Axial seal		1619900	1619901	1619896	1619897
Device connector, front mounting, central fastening M20 x 1.5						
	Solder connection Axial seal Accessories: locknut M20 x 1.5		1619876	1619877	1619872	1619873
	Crimp connection Axial seal Accessories: locknut M20 x 1.5		1619874	1619875	1619870	1619871
Device connector, front mounting, positionable, central fastening M20 x 1.5						
new	**Solder connection** Axial seal		1624044	1624045	1624046	1624047
	Crimp connection Axial seal		1624022	1624030	1624023	1624031
Device connector, front mounting, flange dimensions 25 mm x 25 mm						
	Solder connection Mounting holes 4 x Ø 3.2 mm, flat gasket		1619992	1619993	1619988	1619989
	Crimp connection Mounting holes 4 x Ø 3.2 mm, flat gasket		1619990	1619991	1619986	1619987
	Solder-in connection free solder pin length [mm]: Mounting holes 4 x Ø 3.2 mm, flat gasket	**3.5**	1619954	1619955	1619952	1619953
		10.0	1619930	1619931	1619928	1619929
		17.5	1619915	1619916	1619913	1619914
Device connector, angled, rotatable, front mounting, flange dimensions 26 mm x 26 mm						
	Solder connection Mounting holes 4 x Ø 3.2 mm,		–	–	–	–
	Crimp connection Mounting holes 4 x Ø 3.2 mm		–	–	–	–
Device connector, rear mounting, central fixing nut M25 x 1.5						
	Solder connection Axial seal		1619850	1619851	1619846	1619847
	Crimp connection Axial seal		1619848	1619849	1619844	1619845

[1] 16+2+PE for 19-pos. crimp connection

Color rings for individual marking of the connectors, see page 37. For crimp connection: Please order crimp contacts separately, refer to section starting on page 40.

Electroustic Ltd www.electroustic.co.uk +44 (0)1908 307200

9 (8+1)-pos.		12-pos.		16-pos.		17-pos.		19 (16+3)-pos.[1)]	
300		150		150		150		150	
8 / 20		8		8		8		8 / 10	
8 x 1.0 / 1 x 2.0		12 x 1.0		16 x 1.0		17 x 1.0		16 x 1.0 / 3 x 1.5	
0.14-0.56 / 1.0-2.5		0.14-0.56		0.14-0.56		0.14-0.56		0.08-1.0	
Pin	Socket	Pin	Socket	Pin	Socket	Pin	Socket	Pin	Socket
1619894	1619895	1619890	1619891	1619886	1619887	1619882	1619883	1619878	1619879
1619892	1619893	1619888	1619889	1619884	1619885	1619880	1619881	1624018	1624019
1619868	1619869	1619864	1619865	1619860	1619861	1619856	1619857	1619852	1619853
		1600417							
1619866	1619867	1619862	1619863	1619858	1619859	1619854	1619855	1624016	1624017
		1600417							
1624048	1624049	1624050	1624051	1624053	1624054	1624055	1624056	1624057	1624058
1624024	1624032	1624026	1624033	1624027	1624034	1624029	1624035	1623630	1623629
1619972	1619973	1619968	1619969	1619964	1619965	1619960	1619961	1619956	1619957
1619970	1619971	1619966	1619967	1619962	1619963	1619958	1619959	1624014	1624015
1619950	1619951	1619948	1619949	1619934	1619935	1619932	1619933	–	–
1619926	1619927	1619924	1619925	1619919	1619923	1619917	1619918	–	–
1619911	1619912	1619909	1619910	1619907	1619908	1619904	1619905	–	–
1621746	–	1621741	–	–	–	1621745	–	–	–
1621735	–	1621738	–	–	–	1621744	–	–	–
1619842	1619843	1619789	1619790	1619785	1619786	1619781	1619782	1619777	1619778
1619791	1619841	1619787	1619788	1619783	1619784	1619779	1619780	1624020	1624021

Electroustic Ltd www.electroustic.co.uk +44 (0)1908 307200

Signal – M23			12-pos.		17-pos.	
for feedback applications, crimp connection	**Rated voltage [V AC/DC]**		150		100	
	Nominal current [A]		8		8	
	Number of contacts/diameter [mm]		12 x 1.0		17 x 1.0	
	Litz wire cross sections [mm²]		0.06-1.0		0.06-1.0	
Web code: #0261	**Pin assignment** (standard direction of rotation)		Pin	Socket	Pin	Socket
	Pin assignment (counter direction of rotation)					
Cable connector, SPEEDCON fast locking system						
	Cable clamping range [mm]: **Standard direction of rotation**	**3-14.5**	1619471	1619472	1619469	1619470
		4-6	1619465	1619466	1619463	1619464
		6-10	1619459	1619460	1619457	1619458
		10-14.5	1619453	1619454	1619451	1619452
	Cable clamping range [mm]: **Counter direction of rotation**	**3-14.5**	1619473	1619474	–	–
		4-6	1619467	1619468	–	–
		6-10	1619461	1619462	–	–
		10-14.5	1619455	1619456	–	–
Cable connector, standard interlocking						
	Cable clamping range [mm]: **Standard direction of rotation**	**3-14.5**	1619630	1619631	1619628	1619629
		4-6	1619624	1619625	1619619	1619623
		6-10	1619615	1619616	1619613	1619614
		10-14.5	1619609	1619610	1619607	1619608
	Cable clamping range [mm]: **Counter direction of rotation**	**3-14.5**	1619632	1619633	–	–
		4-6	1619626	1619627	–	–
		6-10	1619617	1619618	–	–
		10-14.5	1619611	1619612	–	–
Coupler connector						
	Cable clamping range [mm]: **Standard direction of rotation**	**3-14.5**	1620015	1620016	1620013	1620014
		4-6	1620008	1620009	1620006	1620007
		6-10	1620002	1620003	1620000	1620001
		10-14.5	1619996	1619997	1619994	1619995
	Cable clamping range [mm]: **Counter direction of rotation**	**3-14.5**	1620017	1620018	–	–
		4-6	1620010	1620011	–	–
		6-10	1620004	1620005	–	–
		10-14.5	1619998	1619999	–	–

The cable clamping ranges specified may vary depending on the cable material/design. Selection and testing is the responsibility of the user.
Color rings for individual marking of the connectors, see page 37. Please order crimp contacts separately, refer to section starting on page 40.

Electroustic Ltd www.electroustic.co.uk +44 (0)1908 307200

Signal – M23			12-pos.		17-pos.	
for feedback applications, crimp connection	**Rated voltage [V AC/DC]**		150		100	
	Nominal current [A]		8		8	
	Number of contacts/diameter [mm]		12 x 1.0		17 x 1.0	
	Litz wire cross sections [mm²]		0.06-1.0		0.06-1.0	
Web code: #0262	**Pin assignment** (standard direction of rotation)		Pin	Socket	Pin	Socket
	Pin assignment (counter direction of rotation)					
Device connector, front mounting, flange dimensions 25.7 mm x 25.7 mm						
	Contact insert for support on the device Mounting holes 4 x Ø 3.2 mm	**Standard direction of rotation**	1607236	1607283	1607860	1607892
		Counter direction of rotation	1607260	1607307	–	–
	Clip-in contact insert Mounting holes 4 x Ø 3.2 mm	**Standard direction of rotation**	1607804	1607830	1607863	1607893
		Counter direction of rotation	1607817	1607844	–	–
Device connector, angled, rotatable, front mounting						
	Flange dimensions 26 mm x 26 mm Mounting holes 4 x Ø 3.2 mm	**Standard direction of rotation**	1607233	1607280	1607328	1607345
		Counter direction of rotation	1607257	1607304	–	–
	Flange dimensions 28 mm x 28 mm Mounting holes 4 x Ø 3.2 mm	**Standard direction of rotation**	1607802	1607827	1607852	1607887
		Counter direction of rotation	1607814	1607842	–	–

Color rings for individual marking of the connectors, see page 37.
Please order crimp contacts separately, refer to section starting on page 40.

Electroustic Ltd www.electroustic.co.uk +44 (0)1908 307200

Hybrid – M23			4+4+4+PE-pos.		8+4+PE-pos.	
For signals, data and power, crimp connection	**Signal type**		CAT5		Signal	
	Rated voltage [V AC/DC]		50 / 50 / 630/850		50 / 630/850	
	Nominal current [A]		3.6 / 8 / 30		8 / 30	
	Number of contacts/diameter [mm]		4 x 0.8 / 4 x 1 / 5 x 2		8 x 1 / 5 x 2	
	Litz wire cross sections [mm²]		0.08-0.5 / 0.06-1.0 / 0.25-4.0		0.06-1.0 / 0.25-4.0	
i Web code: #0263	**Pin assignment**		**Pin**	**Socket** 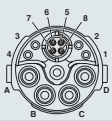	**Pin** 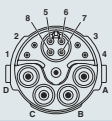	**Socket** 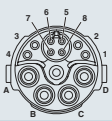
Cable connector, SPEEDCON fast locking system						
	Cable clamping range [mm]:	**7.5-18**	1621529	1621517	1621534	1621524
		7.5-9	1621530	1621520	1621535	1621525
		9-12	1621531	1621521	1621536	1621526
		12-15	1621532	1621522	1621537	1621527
		15-18	1621533	1621523	1621538	1621528
Cable connector, standard interlocking						
	Cable clamping range [mm]:	**7.5-18**	1622007	1621997	1622012	1622002
		7.5-9	1622008	1621998	1622013	1622003
		9-12	1622009	1621999	1622014	1622004
		12-15	1622010	1622000	1622015	1622005
		15-18	1622011	1622001	1622016	1622006
Coupler connector						
	Cable clamping range [mm]:	**7.5-18**	1621549	1621539	1621554	1621544
		7.5-9	1621550	1621540	1621555	1621545
		9-12	1621551	1621541	1621556	1621546
		12-15	1621552	1621542	1621557	1621547
		15-18	1621553	1621543	1621558	1621548
Hybrid cable (accessories)						
	Cable length [m]: Hybrid cable, shielded, Cable design: (5x 2.5 + 4x AWG 22/C + 4x 0.5) C, Cable outer Ø: 14.6 mm ±0.4 mm, Outer sheath cover: orange RAL 2003	**1**	1623127			
		20	1622080			
		100	1623039			

The cable clamping ranges specified may vary depending on the cable material/design. Selection and testing is the responsibility of the user.
Color rings for individual marking of the connectors, see page 37. Please order crimp contacts separately, refer to section starting on page 40.

Electroustic Ltd www.electroustic.co.uk +44 (0)1908 307200

Hybrid – M23		4+4+4+PE-pos.		8+4+PE-pos.	
For signals, data and power, crimp connection	**Signal type**	CAT5		Signal	
	Rated voltage [V AC/DC]	50 / 50 / 630/850		50 / 630/850	
	Nominal current [A]	3.6 / 8 / 30		8 / 30	
	Number of contacts/diameter [mm]	4 x 0.8 / 4 x 1 / 5 x 2		8 x 1 / 5 x 2	
	Litz wire cross sections [mm²]	0.08-0.5 / 0.06-1.0 / 0.25-4.0		0.06-1.0 / 0.25-4.0	
i Web code: #0264	**Pin assignment**	**Pin**	**Socket** 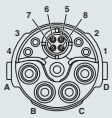	**Pin** 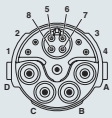	**Socket** 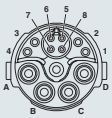
Device connector, front mounting					
	Flange dimensions 26 mm x 26 mm Mounting holes 4 x Ø 3.2 mm	1621569	1621567	1621570	1621568
Device connector, angled, rotatable, front mounting					
	Flange dimensions 26 mm x 26 mm Mounting holes 4 x Ø 3.2 mm	1621565	1621563	1621566	1621564
	Flange dimensions 28 mm x 28 mm Mounting holes 4 x Ø 3.2 mm	1621561	1621559	1621562	1621560

Color rings for individual marking of the connectors, see page 37.
Please order crimp contacts separately, refer to section starting on page 40.

Electroustic Ltd www.electroustic.co.uk +44 (0)1908 307200

Hybrid – M40			AC coding			
			4+4+4+PE-pos.		4+4+4+PE-pos.	
For signals, data and power, crimp connection	Signal type		CAT5		Signal	
	Rated voltage [V AC/DC]		50 / 500 / 630/850		50 / 500 / 630/850	
	Nominal current [A]		3.6 / 8 / 70		8 / 8 / 70	
	Number of contacts/ contact diameter [mm]		4 x 0.8 / 4 x 1 / 5 x 3.6		4 x 1 / 4 x 1 / 5 x 3.6	
	Litz wire cross sections [mm²]		0.08-0.5 / 0.06-1.5 / 2.5-16.0		0.06-1.5 / 0.06-1.5 / 2.5-16.0	
Web code: #0560	Pin assignment, AC coding		Pin 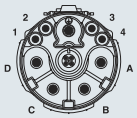	Socket 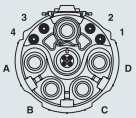	Pin 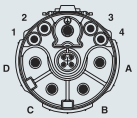	Socket 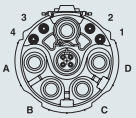
Cable connector, SPEEDCON fast locking system						
new	Cable clamping range [mm]:	**9-14**	1623332*	1623324*	1623335*	1623329*
		14-20.5	1623333*	1623327*	1623336*	1623330*
		20.5-26.5	1623334*	1623328*	1623337*	1623331*
Coupler connector						
new	Cable clamping range [mm]:	**9-14**	1623356*	1623339*	1623359*	1623344*
		14-20.5	1623357*	1623341*	1623360*	1623345*
		20.5-26.5	1623358*	1623342*	1623361*	1623346*
Device connector, front mounting						
new	**Flange dimensions 40 mm x 40 mm** Mounting holes 4 x Ø 4.2 mm		1623374*	1623371*	1623375*	1623372*
Device connector, angled, rotatable, front mounting						
new	**Flange dimensions 40 mm x 40 mm** Mounting holes 4 x Ø 4.4 mm		1623368*	1623365*	1623369*	1623366*

The cable clamping ranges specified may vary depending on the cable material/design. Selection and testing is the responsibility of the user.
Color rings for individual marking of the connectors, see page 37. Please order crimp contacts separately, refer to section starting on page 40.
* Articles are available from the second quarter of 2016.

Electroustic Ltd www.electroustic.co.uk +44 (0)1908 307200

Hybrid – M40

			DC coding			
			4+4+4+PE-pos.		4+4+4+PE-pos.	
For signals, data and power, crimp connection	**Signal type**		CAT5		Signal	
	Rated voltage [V AC/DC]		50 / 500 / 630/850		50 / 500 / 630/850	
	Nominal current [A]		3.6 / 8 / 70		8 / 8 / 70	
	Number of contacts/ contact diameter [mm]		4 x 0.8 / 4 x 1 / 5 x 3.6		4 x 1 / 4 x 1 / 5 x 3.6	
	Litz wire cross sections [mm²]		0.08-0.5 / 0.06-1.5 / 2.5-16.0		0.06-1.5 / 0.06-1.5 / 2.5-16.0	
Web code: #0560	**Pin assignment, DC coding**		**Pin** 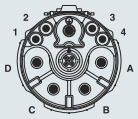	**Socket** 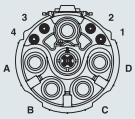	**Pin** 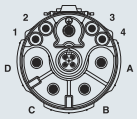	**Socket** 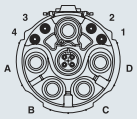
Cable connector, SPEEDCON fast locking system						
new	Cable clamping range [mm]:	**9-14**	1623692*	1623683*	1623695*	1623686*
		14-20.5	1623693*	1623684*	1623696*	1623687*
		20.5-26.5	1623694*	1623685*	1623697*	1623688*
Coupler connector						
new	Cable clamping range [mm]:	**9-14**	1623710*	1623701*	1623713*	1623704*
		14-20.5	1623711*	1623702*	1623714*	1623705*
		20.5-26.5	1623712*	1623703*	1623715*	1623706*
Device connector, front mounting						
new	**Flange dimensions 40 mm x 40 mm** Mounting holes 4 x Ø 4.2 mm		1623728*	1623725*	1623729*	1623726*
Device connector, angled, rotatable, front mounting						
new	**Flange dimensions 40 mm x 40 mm** Mounting holes 4 x Ø 4.4 mm		1623722*	1623719*	1623723*	1623720*

The cable clamping ranges specified may vary depending on the cable material/design. Selection and testing is the responsibility of the user.
Color rings for individual marking of the connectors, see page 37. Please order crimp contacts separately, refer to section starting on page 40.
* Articles are available from the second quarter of 2016.

Electroustic Ltd www.electroustic.co.uk +44 (0)1908 307200

Power – M17			4 (3+PE)-pos.	
Crimp connection	**Rated voltage [V AC/DC]**		630	
	Nominal current [A]		20	
	Number of contacts/diameter [mm]		4 x 2.0	
	Litz wire cross sections [mm²]		0.25-2.5	
Web code: #0266	**Pin assignment**		**Pin** 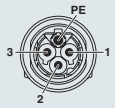	**Socket** 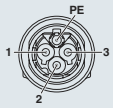
Cable connector, SPEEDCON fast locking system, M17 COMPACT series				
		Cable clamping range [mm]:	**3.5-5.5**	1618602 / 1618312
			5-9	1618574 / 1618408
			9-11	1618575 / 1618603
Coupler connector, M17 COMPACT series				
		Cable clamping range [mm]:	**3.5-5.5**	1620614 / 1618695
			5-9	1618406 / 1618694
			9-11	1618690 / 1618693
Panel feed-through, front/rear mounting, flange dimensions 25.7 mm x 25.7 mm, M17 COMPACT series				
		Cable clamping range [mm]: **Mounting holes 4 x Ø 3.2 mm**	**3.5-5.5**	1618402 / 1618762
			5-9	1618407 / 1618763
			9-11	1618760 / 1618764
Cable connector, SPEEDCON fast locking system				
	SPEEDCON LOCKING	Cable clamping range [mm]:	**5-8**	1607665 / 1607683
			8-10	1607667 / 1607685
			10-12.5	1624535 / 1624538
Cable connector, standard interlocking				
		Cable clamping range [mm]:	**5-8**	1607663 / 1607682
			8-10	1607666 / 1607684
			10-12.5	1624534 / 1624537
Coupler connector				
		Cable clamping range [mm]:	**5-8**	1607670 / 1607688
			8-10	1607671 / 1607689
			10-12.5	1624536 / 1624539

The cable clamping ranges specified may vary depending on the cable material/design. Selection and testing is the responsibility of the user.
Color rings for individual marking of the connectors, see page 37. Please order crimp contacts separately, refer to section starting on page 40.

Electroustic Ltd www.electroustic.co.uk +44 (0)1908 307200

6 (5+PE)-pos.		7 (6+PE)-pos.		8 (7+PE)-pos.		9 (5+3+PE)-pos.	
630		630		630		60 / 630	
14		14		14		3.6 / 14	
6 x 1.0		7 x 1.0		8 x 1.0		5 x 0.6 / 4 x 1.0	
0.06-1.0		0.06-1.0		0.06-1.0		0.06-0.5 / 0.06-1.0	
Pin	Socket	Pin	Socket	Pin	Socket	Pin	Socket
1618614	1618621	1618622	1618632	1618640	1618633	1618681	1618674
1618615	1618620	1618623	1618631	1618639	1618634	1618680	1618675
1618616	1618619	1618624	1618630	1618638	1618635	1618679	1618676
1618703	1618696	1618704	1618708	1618712	1618716	1618740	1618748
1618702	1618697	1618705	1618709	1618713	1618717	1618741	1618749
1618701	1618698	1618706	1618710	1618714	1618718	1618742	1618750
1618767	1618772	1618776	1618780	1618788	1618787	1618818	1618825
1618768	1618773	1618777	1618781	1618790	1618786	1618819	1618824
1618769	1618774	1618778	1618782	1618791	1618785	1618820	1618823
1607700	1607718	1613559	1613578	1607736	1607756	1613601	1613620
1607702	1607720	1613561	1613580	1607738	1607759	1613603	1613622
1624541	1624544	1624547	1624550	1624553	1624556	1624637	1624639
1607699	1607717	1613558	1613577	1607735	1607755	1613600	1613619
1607701	1607719	1613560	1613579	1607737	1607758	1613602	1613621
1624540	1624534	1624546	1624549	1624552	1624555	1624636	1624638
1607706	1607723	1613564	1613583	1607741	1607764	1613606	1613625
1607707	1607724	1613565	1613584	1607742	1607765	1613607	1613626
1624542	1624545	1624548	1624551	1624554	1624557	1624653	1624654

Electroustic Ltd www.electroustic.co.uk +44 (0)1908 307200

Power – M17		4 (3+PE)-pos.	
Crimp connection	**Rated voltage [V AC/DC]**	630	
	Nominal current [A]	20	
	Number of contacts/diameter [mm]	4 x 2.0	
	Litz wire cross sections [mm²]	0.25-2.5	
Web code: #0267	**Pin assignment**	**Pin** 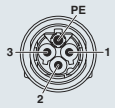	**Socket** 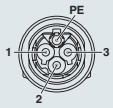
Device connector, front mounting, flange dimensions 21.6 mm x 21.6 mm			
	Clip-in contact insert Mounting holes 4 x Ø 2.7 mm	1607674	1607692
	Contact insert for support on the device Mounting holes 4 x Ø 2.7 mm	1607675	1607694
Device connector, front mounting, flange dimensions 25.7 mm x 25.7 mm			
	Clip-in contact insert Mounting holes 4 x Ø 3.2 mm	1619209	1619212
	Contact insert for support on the device Mounting holes 4 x Ø 3.2 mm	1619186	1619189
Device connector, angled, rotatable, front mounting, flange dimensions 25.7 mm x 25.7 mm			
	Mounting holes 4 x Ø 2.7 mm	1620427	1620428
	Mounting holes 4 x Ø 3.2 mm	1620444	1620443
Device connector, front mounting, central fastening			
	Fastening thread M18 x 0.75 Accessories: locknut M18 x 0.75	1613544	1613546
Device connector, rear mounting, central fastening			
	Fastening thread M20 x 1.5 Accessories: locknut M20 x 1.5	1613545	1613547

Color rings for individual marking of the connectors, see page 37.
Please order crimp contacts separately, refer to section starting on page 40.

Electroustic Ltd www.electroustic.co.uk +44 (0)1908 307200

6 (5+PE)-pos.		7 (6+PE)-pos.		8 (7+PE)-pos.		9 (5+3+PE)-pos.	
630		630		630		60 / 630	
14		14		14		3.6 / 14	
6 x 1.0		7 x 1.0		8 x 1.0		5 x 0.6 / 4 x 1.0	
0.06-1.0		0.06-1.0		0.06-1.0		0.06-0.5 / 0.06-1.0	
Pin	Socket	Pin	Socket	Pin	Socket	Pin	Socket
1607710	1607727	1613569	1613588	1607746	1607768	1613611	1613630
1607711	1607728	1613570	1613589	1607747	1607769	1613612	1613631
1619213	1619214	1619215	1619216	1619217	1619218	1620462	1620461
1619190	1619191	1619192	1619193	1619194	1619195	1620460	1620459
1620431	1620432	1620433	1620434	1620435	1620436	1620437	1620438
1620448	1620447	1620450	1620449	1620452	1620451	1620454	1620453
1613548	1613550	1613553	1613572	1613590	1613592	1613595	1613614
		1613831					
1613549	1613551	1613568	1613587	1613591	1613593	1613610	1613629
		1600417					

Electroustic Ltd www.electroustic.co.uk +44 (0)1908 307200

Power – M23			6 (5+PE)-pos.		8 (4+3+PE)-pos.	
Crimp connection	**Rated voltage [V AC/DC]**		630		250 / 630	
	Nominal current [A]		30		9 / 30	
	Number of contacts/diameter [mm]		6 x 2		4 x 1 / 4 x 2	
	Litz wire cross sections [mm²]		0.25-4.0		0.06-1.0 / 0.25-4.0	
Web code: #0268	**Pin assignment**		**Pin** 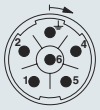	**Socket** 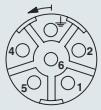	**Pin** 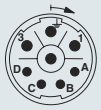	**Socket** 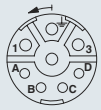
Cable connector, SPEEDCON fast locking system						
	Cable clamping range [mm]: **Short design, Cable Ø 7.5 mm - 14 mm**	**7.5-14**	–	1618197	–	1618207
		5.5-8.5		1627030		1627032
		7.5-9	–	1618194	–	1618204
		9-11	–	1618195	–	1618205
		11-14	–	1618196	–	1618206
	Cable clamping range [mm]: **Long design, Cable Ø 7.5 mm - 18 mm**	**7.5-18**	–	1618202	–	1618212
		7.5-9	–	1618201	–	1618211
		9-12	–	1618200	–	1618210
		12-15	–	1618199	–	1618209
		15-18	–	1618198	–	1618208
Cable connector, standard interlocking						
	Cable clamping range [mm]: **Short design, Cable Ø 7.5 mm - 14 mm**	**7.5-14**	–	1605532	–	1605602
		5.5-8.5		1627038		1627033
		7.5-9	–	1605524	–	1605595
		9-11	–	1605526	–	1605596
		11-14	–	1605529	–	1605597
	Cable clamping range [mm]: **Long design, Cable Ø 7.5 mm - 18 mm**	**7.5-18**	–	1605549	–	1605617
		7.5-9	–	1605548	–	1605614
		9-12	–	1605546	–	1605610
		12-15	–	1605545	–	1605607
		15-18	–	1605543	–	1605605
Coupler connector						
	Cable clamping range [mm]: **Short design, Cable Ø 7.5 mm - 14 mm**	**7.5-14**	1605499	–	1605575	–
		5.5-8.5	1627034		1627035	
		7.5-9	1605494	–	1605568	–
		9-11	1605496	–	1605570	–
		11-14	1605498	–	1605571	–
	Cable clamping range [mm]: **Long design, Cable Ø 7.5 mm - 18 mm**	**7.5-18**	1605510	–	1605583	–
		7.5-9	1605509	–	1605582	–
		9-12	1605508	–	1605581	–
		12-15	1605507	–	1605580	–
		15-18	1605505	–	1605578	–

The cable clamping ranges specified may vary depending on the cable material/design. Selection and testing is the responsibility of the user.
Color rings for individual marking of the connectors, see page 37. Please order crimp contacts separately, refer to section on page 40.

Electroustic Ltd www.electroustic.co.uk +44 (0)1908 307200

Power – M23			6 (5+PE)-pos.		8 (4+3+PE)-pos.	
Crimp connection	**Rated voltage [V AC/DC]**		630		250 / 630	
	Nominal current [A]		30		9 / 30	
	Number of contacts/diameter [mm]		6 x 2		4 x 1 / 4 x 2	
	Litz wire cross sections [mm²]		0.25-4.0		0.06-1.0 / 0.25-4.0	
i Web code: #0269	**Pin assignment**		Pin 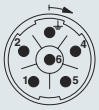	Socket 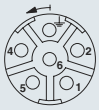	Pin 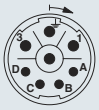	Socket 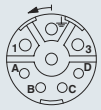
Device connector, front mounting						
	Flange dimensions 26 mm x 26 mm Mounting holes 4 x Ø 3.2 mm		1605520	–	1605589	–
	With reinforced contact carriers for angled mating connector, flange dimensions 26 mm x 26 mm Mounting holes 4 x Ø 3.2 mm		1620619	–	1620620	–
Device connector, angled, rotatable, front mounting						
	Flange dimensions 26 mm x 26 mm Mounting holes 4 x Ø 3.2 mm		1620657	–	1620660	–
	Flange dimensions 28 mm x 28 mm Mounting holes 4 x Ø 3.2 mm		1620661	–	1620662	–
Device connector, with knurled nut, front mounting						
	Straight Flange dimensions 26 mm x 26 mm Mounting holes 4 x Ø 3.2 mm		–	1607082	–	1605622
	Angled Flange dimensions 26 mm x 26 mm Mounting holes 4 x Ø 3.2 mm		–	1607405	–	1607429
Panel feed-through, front mounting, pin-socket						
	Completely wired on the inside and equipped with contacts Mounting holes 4 x Ø 3.2 mm		1605492		1605567	
Panel feed-through, rear mounting						
	Cable clamping range [mm]: **Short design, Cable Ø 7.5 mm - 14 mm** Mounting holes 4 x Ø 3.2 mm	**7.5-14**	1605517	–	1607051	–
		5.5-8.5	1627036		1627037	
		7.5-9	1605516	–	1607048	–
		9-11	1607037	–	1607049	–
		11-14	1607038	–	1607050	–
	Cable clamping range [mm]: **Long design, Cable Ø 7.5 mm - 18 mm** Mounting holes 4 x Ø 3.2 mm	**7.5-18**	1605518	–	1607056	–
		7.5-9	1607042	–	1607055	–
		9-12	1607041	–	1607054	–
		12-15	1607040	–	1607053	–
		15-18	1607039	–	1607052	–

[1] Panel feed-through, pin-socket, only compatible with standard M23 screw locking.
The cable clamping ranges specified may vary depending on the cable material/design. Selection and testing is the responsibility of the user.
Color rings for individual marking of the connectors, see page 37. Please order crimp contacts separately, refer to section starting on page 40.

Electroustic Ltd www.electroustic.co.uk +44 (0)1908 307200

Power – M40			6 (2+3+PE)-pos.		8 (4+3+PE)-pos.	
Crimp connection	**Rated voltage [V AC/DC]**		250 / 630		250 / 630	
	Nominal current [A]		30 / 70		30 / 70	
	Number of contacts/diameter [mm]		2 x 2 / 4 x 3.6		4 x 2 / 4 x 3.6	
	Litz wire cross sections [mm²]		0.14-4.0 / 1.0-10.0 (16.0)		0.14-4.0 / 1.0-10.0 (16.0)	
Web code: #0270	**Pin assignment**		**Pin** 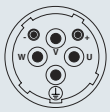	**Socket** 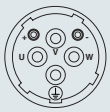	**Pin** 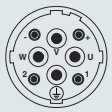	**Socket** 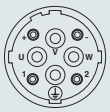
Cable connector, SPEEDCON fast locking system						
	Cable clamping range [mm]: **Connection cross section up to 16 mm²**	**9-14**	–	1613428	–	1613434
		14-20.5	–	1613429	–	1613435
		20.5-26.5	–	1613430	–	1613436
Cable connector, standard interlocking						
	Cable clamping range [mm]: **Connection cross section up to 16 mm²**	**9-14**	–	1613518	–	1613528
		14-20.5	–	1613519	–	1613529
		20.5-26.5	–	1613520	–	1613530
Coupler connector						
	Cable clamping range [mm]: **Connection cross section up to 16 mm²**	**9-14**	1613425	–	1613431	–
		14-20.5	1613426	–	1613432	–
		20.5-26.5	1613427	–	1613433	–
Device connector, front mounting						
	Flange dimensions 40 mm x 40 mm Mounting holes 4 x Ø 4.2 mm Connection cross section up to 10 mm²		1613517	–	1613527	–
Device connector, angled, rotatable, front mounting						
	Flange dimensions 40 mm x 40 mm Mounting holes 4 x Ø 4.4 mm Connection cross section up to 10 mm²		1620663	–	1620664	–

The cable clamping ranges specified may vary depending on the cable material/design. Selection and testing is the responsibility of the user.
Color rings for individual marking of the connectors, see page 37. Please order crimp contacts separately, refer to section starting on page 40.

Electroustic Ltd www.electroustic.co.uk +44 (0)1908 307200

Power – M40		6 (2+3+PE)-pos.		8 (4+3+PE)-pos.	
Crimp connection	**Rated voltage [V AC/DC]**	250 / 630		250 / 630	
	Nominal current [A]	30 / 70		30 / 70	
	Number of contacts/diameter [mm]	2 x 2 / 4 x 3.6		4 x 2 / 4 x 3.6	
	Litz wire cross sections [mm²]	0.14-4.0 / 1.0-10.0 (16.0)		0.14-4.0 / 1.0-10.0 (16.0)	
Web code: #0272	**Pin assignment**	**Pin** 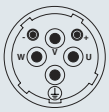	**Socket** 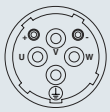	**Pin** 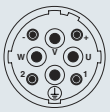	**Socket** 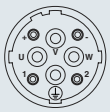
Device connector, with knurled nut, SPEEDCON fast locking system, front mounting					
	Straight Flange dimensions 40 mm x 40 mm Mounting holes 4 x Ø 4.2 mm Connection cross section up to 16 mm²	1613524	–	1613534	–
	Angled Flange dimensions 40 mm x 40 mm Mounting holes 4 x Ø 4.2 mm Connection cross section up to 16 mm²	1613525	–	1613535	–
Device connector, with knurled nut, front mounting					
	Straight Flange dimensions 40 mm x 40 mm Mounting holes 4 x Ø 4.2 mm Connection cross section up to 16 mm²	1605823	–	1605865	–
	Angled Flange dimensions 40 mm x 40 mm Mounting holes 4 x Ø 4.2 mm Connection cross section up to 16 mm²	1607532	–	1607543	–

Please order crimp contacts separately, refer to section starting on page 40.

Electroustic Ltd www.electroustic.co.uk +44 (0)1908 307200

Power – M58			6 (2+3+PE)-pos.		8 (4+3+PE)-pos.	
Crimp connection	**Rated voltage [V AC/DC]**		250 / 630		250 / 630	
	Nominal current [A]		12 / 150		12 / 150	
	Number of contacts/diameter [mm]		2 x 1.6 / 4 x 10		4 x 1.6 / 4 x 10	
	Litz wire cross sections [mm²]		0.75-1.5 / 10-50		0.75-1.5 / 10-50	
Web code: #0273	**Pin assignment**		**Pin** 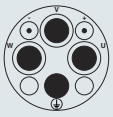	**Socket** 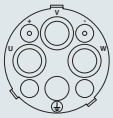	**Pin** 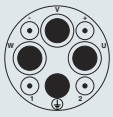	**Socket** 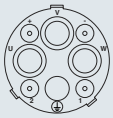
Cable connector, standard interlocking						
	Cable clamping range [mm]:	**17-25**	–	1607503	–	1607508
		25-36	–	1607501	–	1607507
Coupler connector						
	Cable clamping range [mm]:	**17-25**	1607500	–	1607506	–
		25-36	1607499	–	1607505	–
Device connector, front mounting						
	Flange dimensions 60 mm x 60 mm Mounting holes 4 x Ø 5.4 mm		1615686	–	1615687	–

The cable clamping ranges specified may vary depending on the cable material/design. Selection and testing is the responsibility of the user.
Please order crimp contacts separately, refer to section starting on page 40.

Electroustic Ltd www.electroustic.co.uk +44 (0)1908 307200

Color rings	for connectors, on the cable side	for device connectors		
For individual marking of the connectors, 50 pcs. in the set				
Web code: #0275				
Color				
Color rings for M17 COMPACT/M17 signal/power connectors				
Green	1617993	1620621		
Orange	1618049	1620622		
Black	1618050	1620623		
Color rings for M23 ADVANCE signal connectors				
Green	1620588	1620700 [1)]	1620704 [2)]	1620624 [3)]
Orange	1620592	1620701 [1)]	1620705 [2)]	1620625 [3)]
Black	1620593	1620702 [1)]	1620706 [2)]	1620626 [3)]
Color rings for M23 signal (feedback) connectors				
Green	1620588	1620624		
Orange	1620592	1620625		
Black	1620593	1620626		
Color rings for M23 HYBRID/M23 power connectors				
Green	1620585	1620624		
Orange	1620586	1620625		
Black	1620587	1620626		
Color rings for M40 HYBRID / M40 power connectors				
Green	1620558	1620627		
Orange	1620559	1620628		
Black	1620560	1620629		

[1)] for device connectors, front mounting: Pg13.5 and M20 fastening thread / rear mounting: central fastening thread
[2)] for device connectors, front mounting: flange dimensions 25 mm x 25 mm
[3)] for device connectors, angled and rotatable, front mounting: flange dimensions 26 mm x 26 mm

Electroustic Ltd www.electroustic.co.uk +44 (0)1908 307200

Dust protection caps	for connectors with external thread	for connectors with knurled nuts
Plastic protective caps, IP40 in locked state **Web code:** #0566		
Plastic dust protection cap for signal connectors		
M17	1607776	1607777
M17 COMPACT	1621049	1621904
M23	1604225	1604223
M23, anti-static	1611797	1611796
M23, with eyelet for mounting cable	1607449	–
Plastic dust protection cap for hybrid connectors		
M23	1622137	1604223
M40	1605866*	1624199
Plastic dust protection cap for power connectors		
M17	1607776	1607777
M17 COMPACT	1621049	1621904
M23	1604225	1604223
M23, anti-static	1611797	1611796
M23, with eyelet for mounting cable	1607449	–
M40	1605866	1624199
M58	1607926	–

* Articles are available from the third quarter of 2016.

Electroustic Ltd www.electroustic.co.uk +44 (0)1908 307200

Dust protection caps	for connectors with external thread	for connectors with knurled nuts
Metal protective caps, IP67 in locked state Web code: #0566		
Metal dust protection cap for signal connectors		
M17	1616069	–
M17, with steel cable and eyelet for fastening on the device	1616068	–
M17, with steel cable and loop for fastening on the cable	–	1627217*
M23	1604260	–
M23, with steel cable and eyelet for fastening on the device	1604236	1604228
M23, with steel cable and loop for fastening on the cable	–	1627224*
Metal dust protection cap for hybrid connectors		
M23	1622138	–
M23, with steel cable and eyelet for fastening on the device	1622139	1622141
M23, with steel cable and loop for fastening on the cable	–	1627226*
M40	1623827	–
M40, with steel cable and eyelet for fastening on the device	1623828	–
Metal dust protection cap for power connectors		
M17	1616069	–
M17, with steel cable and eyelet for fastening on the device	1616068	–
M17, with steel cable and loop for fastening on the cable	–	1627217*
M23	1605456	–
M23, with steel cable and eyelet for fastening on the device	1605457	1622141
M23, with steel cable and loop for fastening on the cable	–	1627226*
M40	1623827*	–
M40, with steel cable and eyelet for fastening on the device	1623828*	–
M40, with steel cable and loop for fastening on the cable	–	1627218*
M58	–	–

* Articles are available from the third quarter of 2016.

Electroustic Ltd www.electroustic.co.uk +44 (0)1908 307200

Crimp contacts

Ø 0.6 to Ø 1.6 mm

Web code: #0276

Series	Signal						Hybrid	
	M17 COMPACT/ M17		M23 ADVANCE		M23		M23	
Crimp range [mm²]	Pin	Socket	Pin	Socket	Pin	Socket	Pin	Socket
Ø 0.6 mm, turned contacts								
0.06-0.25	1607577	1607580	–	–	–	–	–	–
0.14-0.34	1607578	1607581	–	–	–	–	–	–
0.34-0.50	1607579	1607582	–	–	–	–	–	–
Crimping tool	1615585							
Ø 0.8 mm, turned contacts								
0.08-0.25	–	–	–	–	–	–	1621574	1621571
0.34-0.50	–	–	–	–	–	–	1621575	1621573
Crimping tool							1615585	
Ø 1.0 mm, turned contacts								
0.06-0.20	–	–	–	–	1605559	1605562	–	–
0.06-0.25	1618255	1618239	1623776[1), 2)]	1596772[2)]	–	–	1618255	1618239
0.14-0.50	–	–	–	–	1607355	1607356	–	–
0.14-0.56	–	–	1597862 1623777[1)]	1599600	–	–	–	–
0.34-0.50	1618256	1618251	–	–	–	–	1618256	1618251
0.50-1.00	1618261	1618254	1623778[1)]	1602998	1605554	1605557	1618261	1618254
1.00-1.50	–	–	–	–	–	–	–	–
Crimping tool	1615585		1614590		1607452 / 1615585		1615585	
Ø 1.0 mm, rolled/punched-rolled contacts								
 **2,500 pcs./roll**								
0.06-0.25	1615961	1607031	–	–	1615961	1607031	–	–
0.20-0.56	1615963	1607032	–	–	1615963	1607032	–	–
10,000 pcs./roll								
0.06-0.25	1615962	1607358	–	–	1615962	1607358	–	–
0.20-0.56	1615964	1607361	–	–	1615964	1607361	–	–
100 pcs./strip								
0.22-0.56	–	–	1603321	1603327	–	–	–	–
Crimping tool	1607458 / 1607462		1604267				–	–
Ø 1.5 mm, turned contacts								
0.75-1.00	–	–	1623779	1623775	–	–	–	–
0.75-1.00	–	–	1623780[3)]	–	–	–	–	–
Crimping tool			1614590					
Ø 1.6 mm, turned contacts								
0.75-1.50	–	–	–	–	–	–	–	–
Crimping tool								

[1)] for 19-pos. [2)] Crimp range 0.08-0.22 mm² [3)] Leading contact

Crimp contacts Ø 2.0 mm / Ø 3.6 mm / Ø 10.0 mm, see page 42.

Electroustic Ltd www.electroustic.co.uk +44 (0)1908 307200

		Power							
M40		M17 COMPACT/ M17		M23		M40		M58	
Pin	Socket	Pin	Socket	Pin	Socket	Pin	Socket	Pin	Socket
–	–	1607577	1607580	–	–	–	–	–	–
–	–	1607578	1607581	–	–	–	–	–	–
–	–	1607579	1607582	–	–	–	–	–	–
		1615585							
1621574	1621571	–	–	–	–	–	–	–	–
1621575	1621573	–	–	–	–	–	–	–	–
1615585									
–	–	–	–	1605559	1605562	–	–	–	–
1623607	1623603	1618255	1618239	–	–	–	–	–	–
–	–	–	–	1607355	1607356	–	–	–	–
–	–	–	–	–	–	–	–	–	–
1623611	1623604	1618256	1618251	–	–	–	–	–	–
1623612	1623605	1618261	1618254	1605554	1605557	–	–	–	–
1623613	1623606	–	–	–	–	–	–	–	–
1615585		1615585		1607452 / 1615585					
–	–	1615961	1607031	–	–	–	–	–	–
–	–	1615963	1607032	–	–	–	–	–	–
–	–	1615962	1607358	–	–	–	–	–	–
–	–	1615964	1607361	–	–	–	–	–	–
–	–	–	–	–	–	–	–	–	–
–	–	1607458 / 1607462							
–	–	–	–	–	–	–	–	–	–
–	–	–	–	–	–	–	–	–	–
–	–	–	–	–	–	–	–	1607909	1607956
								1607452	

Electroustic Ltd www.electroustic.co.uk +44 (0)1908 307200

Crimp contacts		Signal						Hybrid	
Ø 2.0 to Ø 10.0 mm	Series	M17 COMPACT/ M17		M23 ADVANCE		M23		M23	
Web code: #0276									
	Crimp range [mm²]	Pin	Socket	Pin	Socket	Pin	Socket	Pin	Socket
Ø 2.0 mm, turned contacts									
	0.14-0.25	–	–	–	–	–	–	–	–
	0.25-1.00	–	–	–	–	–	–	1621579	1621576
	0.75-1.50	–	–	–	–	–	–	–	–
	1.00-1.50	–	–	1603513	1603517	–	–	–	–
	1.00-2.50	–	–	–	–	–	–		
	1.50-2.50	–	–	1603505	1603509	–	–	1621580	1621577
	2.50-4.00	–	–	–	–	–	–	1621581	1621578
	4.00	–	–	–	–	–	–	–	–
	Crimping tool			1614590				1615585 / 1607452	
Ø 3.6 mm, turned contacts									
	0.75-1.50	–	–	–	–	–	–	–	–
	1.00-2.50	–	–	–	–	–	–	–	–
	1.00-4.00	–	–	–	–	–	–	–	–
	2.50-4.00	–	–	–	–	–	–	–	–
	4.00-6.00	–	–	–	–	–	–	–	–
	6.00-10.00	–	–	–	–	–	–	–	–
	10.00-16.00	–	–	–	–	–	–	–	–
	Crimping tool								
Ø 10.0 mm, turned contacts									
	10.00	–	–	–	–	–	–	–	–
	16.00	–	–	–	–	–	–	–	–
	25.00	–	–	–	–	–	–	–	–
	35.00	–	–	–	–	–	–	–	–
	50.00	–	–	–	–	–	–	–	–
	Crimping tool								

[1] only for device connectors, [2] only for coupler connectors, [3] not suitable for device connectors, angled and rotary

Electroustic Ltd www.electroustic.co.uk +44 (0)1908 307200

		Power							
M40		M17 COMPACT/ M17		M23		M40		M58	
Pin	Socket	Pin	Socket	Pin	Socket	Pin	Socket	Pin	Socket
–	–	–	–	1605646	–	1605646 [1]	–	–	–
–	–	1607655	1607657	1605634	1605636	1605634 [1] 1605738 [2]	1605636	–	–
–	–	–	–	1607376	1605631	1607376 [1] 1605736 [2]	1605631	–	–
–	–	–	–	–	–	–	–	–	–
–	–	1607656	1607658	1605639	1605643	1605639 [1] 1605739 [2]	1605643	–	–
–	–	–	–	–	–	–	–	–	–
–	–	–	–	–	–	–	–	–	–
–	–	–	–	1605626	1605628	1605626 [1] 1605741 [2]	1605628	–	–
–	–	1615585		1607452 / 1615585		1607452 / 1615585			
–	–	–	–	–	–	1605743 [1]	–	–	–
–	–	–	–	–	–	1607057 [1] 1605749 [2]	1605756	–	–
–	–	–	–	–	–	1605744 [1]	–	–	–
1623383	1623378	–	–	–	–	1605750 [2]	1605758	–	–
1623384	1623379	–	–	–	–	1605745 [1] 1605754 [2]	1605760	–	–
1623385	1623380	–	–	–	–	1605747 [1] 1605752 [2]	1605762	–	–
1623386 [3]	1623381 [3]	–	–	–	–	1623970 [2]	1623972	–	–
1615585/1607454/1624515						1607452/1607454/1624515			
–	–	–	–	–	–	–	–	1607911	1607916
–	–	–	–	–	–	–	–	1607912	1607917
–	–	–	–	–	–	–	–	1607913	1607918
–	–	–	–	–	–	–	–	1607914	1607919
–	–	–	–	–	–	–	–	1607915	1607920
								1613484	

Electroustic Ltd www.electroustic.co.uk +44 (0)1908 307200

Signal – M17 and M23, plastic-molded		M17 straight	M23 straight	M23 angled
		17-pos., standard	12-pos., counter	12-pos., counter
Cable type		E01	E00	E00
Cable structure [mm²]		3x2x0.14+2x0.5+4x0.14+4x0.22	4x2x0.25+2x0.5	4x2x0.25+2x0.5
Cable color		Green	Orange	Orange
Rated voltage [V AC/DC]		60	150	150
Nominal current [A]		3.6	9	9
Temperature range is flexible [°C]		-30 ... 60	-20 ... 60	-20 ... 60
Temperature range is fixed [°C]		-30 ... 80	-40 ... 80	-40 ... 80
Material grip/sheath/wire insulation		TPU/TPU/TPM	TPU/TPU/PP	TPU/TPU/PP
Web code: #0277				
	First page	**Socket**	**Socket**	**Socket**
Second page	**Cable length**			
Free cable end				
	**2 m**	1624780	1619247	1619280
	5 m	1624781	1619248	1619281
	10 m	1624782	1619249	1619282
M17, pin				
	2 m	1624778	–	–
	5 m	1624783	–	–
	10 m	1624784	–	–
M23, pin				
	2 m	–	1619289	–
	5 m	–	1619290	–
	10 m	–	1619291	–

Customer-specific versions and lengths, also with the SPEEDCON fast locking system, are available on request.

M17 pin assignments

Socket, 17-pos., standard

Pin, 17-pos., standard

M23 pin assignments

Socket, 12-pos., standard

Pin, 12-pos., standard

Socket, 12-pos., counter direction

Pin, 12-pos., counter direction

Socket, 17-pos., standard

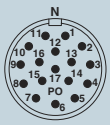

Pin, 17-pos., standard

Electroustic Ltd www.electroustic.co.uk +44 (0)1908 307200

M23 straight	M23 angled	M23 straight	M23 angled
12-pos., standard	12-pos., standard	17-pos., standard	17-pos., standard
E00	E00	E01	E01
4x2x0.25+2x0.5	4x2x0.25+2x0.5	3x2x0.14+2x0.5+4x0.14+4x0.22	3x2x0.14+2x0.5+4x0.14+4x0.22
Orange	Orange	Green	Green
150	150	100	100
9	9	9	9
-20 ... 60	-20 ... 60	-30 ... 60	-30 ... 60
-40 ... 80	-40 ... 80	-30 ... 80	-30 ... 80
TPU/TPU/PP	TPU/TPU/PP	TPU/TPU/TPM	TPU/TPU/TPM
Socket	**Socket**	**Socket**	**Socket**
1619250	1619285	1619277	1619286
1619273	1619283	1619278	1619287
1619274	1619284	1619279	1619288
–	–	–	–
–	–	–	–
–	–	–	–
1619292	–	1619295	–
1619293	–	1619296	–
1619294	–	1619297	–

Additional plastic-molded connectors for signals, data, and power can be found at phoenixcontact.com

Assignment: cable type E00, feedback, 12-pos.

Pin	Wire color	Pin	Wire color
1	PK	7	VT
2	RD	8	GY
3	BK	9	Outer shield
4	BU	10	WH
5	BN	11	n.c.
6	GN	12	BN

Assignment: cable type E01, feedback, 17-pos.

Pin	Wire color	Pin	Wire color
1	YE	10	BNRD
2	GN	11	BK
3	RD	12	BN
4	n.c.	13	OG
5	BU	14	WHBK
6	n.c.	15	BNGY
7	BNBU	16	BNYE
8	GNBK	17	n.c. Inner shields
9	GNRD		On housing

Additional information, such as 3D data, dimensional drawings, and technical data, can be found at phoenixcontact.com

Electroustic Ltd www.electroustic.co.uk +44 (0)1908 307200

Hybrid – M23, plastic-molded	M23 straight 4+4+4+PE-pos. (CAT5)
Cable type	H00
Cable structure [mm²]	(5x2.5 + 4xAWG 22/C + 4x0.5)C
Cable color	Orange
Rated voltage [V AC/DC]	630 / 850
Nominal current [A]	26 / 8
Temperature range is flexible [°C]	-30 ... 60
Temperature range is fixed [°C]	-40 ... 80
Material grip/sheath/wire insulation	TPU/PUR/TPE, polyolefin
Web code: #0282	

	First page	Socket
Second page	**Cable length**	
Free cable end		
	2 m	1622224
	5 m	1622225
	10 m	1622226
M23 straight, pin		
	2 m	1622244
	5 m	1622245
	10 m	1622246
M23 straight, pin		
	2 m	1622247
	5 m	1622248
	10 m	1622249
M23 angled, pin		
	2 m	–
	5 m	–
	10 m	–

Customer-specific versions and lengths can be delivered on request.

M23 pin assignments

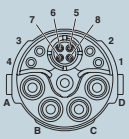

Socket,
4+4+4+PE-pos.

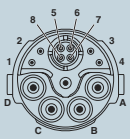

Pin,
4+4+4+PE-pos.

Electroustic Ltd www.electroustic.co.uk +44 (0)1908 307200

M23 straight	M23 angled	M23 angled
4+4+4+PE-pos. (CAT5)	4+4+4+PE-pos. (CAT5)	4+4+4+PE-pos. (CAT5)
H00	H00	H00
(5x2.5 + 4xAWG 22/C + 4x0.5)C	(5x2.5 + 4xAWG 22/C + 4x0.5)C	(5x2.5 + 4xAWG 22/C + 4x0.5)C
Orange	Orange	Orange
630 / 850	630 / 850	630 / 850
26 / 8	26 / 8	26 / 8
-30 ... 60	-30 ... 60	-30 ... 60
-40 ... 80	-40 ... 80	-40 ... 80
TPU/PUR/TPE, polyolefin	TPU/PUR/TPE, polyolefin	TPU/PUR/TPE, polyolefin
Pin	**Socket**	**Pin**
1622227	1622230	1622233
1622228	1622231	1622234
1622229	1622232	1622243
–	–	–
–	–	–
–	–	–
–	–	–
–	–	–
–	–	–
–	1622250	–
–	1622251	–
–	1622252	–

Additional plastic-molded connectors for signals, data, and power can be found at phoenixcontact.com

Assignment: cable type H00, Hybrid, 4+4+4+PE

Pin	Wire color	Cross section [mm²]	Pin	Wire color	Cross section [mm²]
A	BK1	2.5	3	BK	0.5
B	BK2	2.5	4	GN	0.5
C	BK3	2.5	5	BU	0.34
D	BK4	2.5	6	YE	0.34
PE	GNYE	2.5	7	WH	0.34
1	BN	0.5	8	OG	0.34
2	VT	0.5			

Additional information, such as 3D data, dimensional drawings, and technical data, can be found at phoenixcontact.com

Electroustic Ltd www.electroustic.co.uk +44 (0)1908 307200

Power – M17, plastic-molded	4 (3+PE)-pos.	
Cable type	B00	B01
Cable structure [mm²]	4x1.5	4x2.5
Cable color	Orange	Orange
Rated voltage [V AC/DC]	630	630
Nominal current [A]	18	26
Temperature range is flexible [°C]	-20 ... 60	-20 ... 70
Temperature range is fixed [°C]	-40 ... 80	-50 ... 80
Material grip/sheath/wire insulation	TPU/PUR/TPM	TPU/TPU/TPM
Web code: #0279		
	First page	Socket	Socket
Second page	Cable length		
Free cable end			
	2 m	1619298	1619301
	5 m	1619299	1619302
	10 m	1619300	1619303
M17, pin			
	2 m	1619304	1619326
	5 m	1619305	1619327
	10 m	1619306	1619328

Customer-specific versions and lengths, also with the SPEEDCON fast locking system, are available on request.

M17 pin assignments

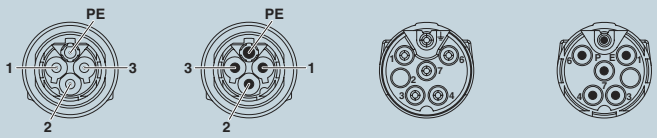

Socket, 3+PE-pos.

Pin, 3+PE-pos.

Socket, 5+PE-pos.

Pin, 5+PE-pos.

Socket, 7+PE-pos.

Pin, 7+PE-pos.

Assignment: cable type B00/B01, Servo, 3+PE

Pin	Wire color	Function
1	BK1	U Motor
2	BK2	V Motor
3	BK3	W Motor
PE	GNYE	⏚

Electroustic Ltd www.electroustic.co.uk +44 (0)1908 307200

M17 straight

6 (5+PE)-pos.		8 (7+PE)-pos.	
C00	C01	D00	D01
4 x 0.75 + 2 x 0.5	4 x 1.0 + 2 x 0.5	4 x 0.75 + 2 x 2 x 0.34	4 x 1.0 + 2 x 2 x 0.75
Orange	Orange	Orange	Orange
630	630	630	630
12 / 9	15 / 9	12 / 6	15 / 12
-30 ... 70	-5 ... 70	-30 ... 90	-20 ... 60
-40 ... 80	-30 ... 70	-40 ... 90	-40 ... 80
TPU/PUR/TPM	TPU/PUR/TPE	TPU/PUR/TPM	TPU/PUR/TPM
Socket	**Socket**	**Socket**	**Socket**
1619307	1619310	1624785	1619313
1619308	1619311	1624786	1619314
1619309	1619312	1624792	1619315
1619316	1619319	1624787	1619323
1619317	1619321	1624788	1619324
1619318	1619322	1624789	1619325

Additional plastic-molded connectors for signals, data, and power can be found at phoenixcontact.com

Assignment: cable type C00/C01, Servo, 5+PE

Pin	Wire color		Function
1	BK1		U Motor
6	BK2		V Motor
7	BK3		W Motor
PE	GNYE		⏚
3	BK5		Brake
4	BK6		Brake

Assignment: cable type D00/D01, Servo, 7+PE

Pin	Wire color		Function
1	BK1		U Motor
2	BK2		V Motor
3	BK3		W Motor
PE	GNYE		⏚
4	BK5		Brake
5	BK6		Brake
6	BK7		Temp. +
7	BK8		Temp –

Electroustic Ltd www.electroustic.co.uk +44 (0)1908 307200

Power – M23, plastic-molded	4 (3+PE)-pos.	5 (4+PE)-pos.
Cable type	A00	A01
Cable structure [mm²]	4x4.0	5x4.0
Cable color	Gray	Gray
Rated voltage [V AC/DC]	630	630
Nominal current [A]	34	34
Temperature range is flexible [°C]	–	–
Temperature range is fixed [°C]	-40 ... 90	-40 ... 90
Material grip/sheath/wire insulation	TPU/PVC/PVC	TPU/PVC/PVC
Web code: #0280		
First page	Socket	Socket
Second page / Cable length		
Free cable end		
2 m	1624771	1625776
5 m	1619622	1625777
10 m	1624772	1625775
M23, pin		
2 m	1624773	1625779
5 m	1619606	1625781
10 m	1624774	1625780

Customer-specific versions and lengths, also with the SPEEDCON fast locking system, are available on request.

M23 pin assignments

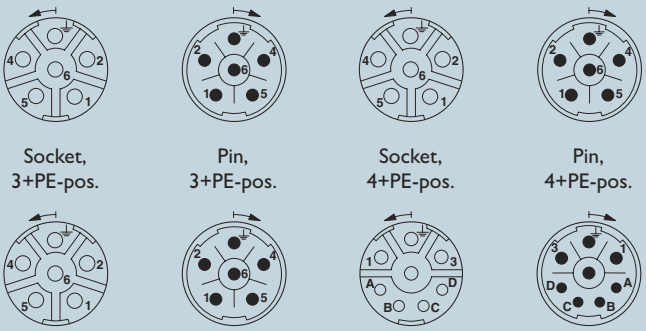

Assignment: cable type A00, Energy, 3+PE

Pin	Wire color	Function
1	n.c.	
2	BK3	
4	BK1	
5	BK2	
6	n.c.	
PE	GNYE	⏚

Assignment: cable type A01, Energy, 4+PE

Pin	Wire color	Function
1	BK4	
2	BK3	
4	BK1	
5	BK2	
6	n.c.	
PE	GNYE	⏚

Electroustic Ltd www.electroustic.co.uk +44 (0)1908 307200

M23 straight

6 (5+PE)-pos.		8 (4+3+PE)-pos.	
C02	C03	D02	D03
4 x 1.5 + 2 x 1.5	4 x 2.5 + 2 x 1.5	4 x 1.5 + 2 x 2 x 0.75	4 x 2.5 + 2 x 2 x 0.75
Orange	Orange	Orange	Orange
630	630	630 / 250	630 / 250
18	26 / 18	18 / 12	26 / 12
-20 ... 60	-20 ... 70	-20 ... 60	-20 ... 60
-40 ... 80	-50 ... 80	-40 ... 80	-40 ... 80
TPU/PUR/TPM	TPU/TPU/TPM	TPU/PUR/TPM	TPU/PUR/TPM
Socket	**Socket**	**Socket**	**Socket**
1618957	1620396	1620399	1620402
1618958	1620397	1620400	1620404
1618959	1620398	1620401	1620405
1618964	1620406	1620409	1620412
1618965	1620407	1620410	1620413
1618966	1620408	1620411	1620414

Additional plastic-molded connectors for signals, data, and power can be found at phoenixcontact.com

Assignment: cable type C02/C03, Servo, 5+PE

Pin	Wire color	Function
1	BK1	U Motor
2	BK2	V Motor
6	BK3	W Motor
PE	GNYE	⏚
4	BK4	BR1 Brake
5	BK 5	BR2 Brake

Assignment: cable type D02/D03, Servo, 4+3+PE

Pin	Wire color	Function
1	BK1	U Motor
3	BK2	V Motor
4	BK3	W Motor
PE	GNYE	⏚
A	BK5	Brake
B	BK6	Brake
C	BK7	Temp +
D	BK8	Temp –

Electroustic Ltd www.electroustic.co.uk +44 (0)1908 307200

Power – M23, plastic-molded	6 (5+PE)-pos.
Cable type	C02
Cable structure [mm²]	4 x 1.5 + 2 x 1.5
Cable color	Orange
Rated voltage [V AC/DC]	630
Nominal current [A]	18
Temperature range is flexible [°C]	-20 ... 60
Temperature range is fixed [°C]	-40 ... 80
Material grip/sheath/wire insulation	TPU/PUR/TPM
Web code: #0280	

	First page	Socket
Second page	Cable length	
Free cable end		
	2 m	1620415
	5 m	1620416
	10 m	1620417

Angled designs can be combined with straight device connectors using a reinforced contact carrier. 5+PE: 1620619, 4+3+PE: 1620620, see page 31.
Customer-specific versions and lengths, also with SPEEDCON fast locking system, are available on request.

M23 pin assignments

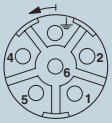

Socket,
5+PE-pos.

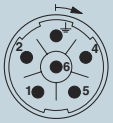

Pin,
5+PE-pos.

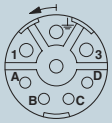

Socket,
4+3+PE-pos.

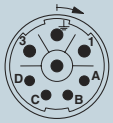

Pin,
4+3+PE-pos.

Electroustic Ltd www.electroustic.co.uk +44 (0)1908 307200

M23 angled

6 (5+PE)-pos.	8 (4+3+PE)-pos.	
C03	D02	D03
4 x 2.5 + 2 x 1.5	4 x 1.5 + 2 x 2 x 0.75	4 x 2.5 + 2 x 2 x 0.75
Orange	Orange	Orange
630	630 / 250	630 / 250
26 / 18	18 / 12	26 / 12
-20 ... 70	-20 ... 60	-20 ... 60
-50 ... 80	-40 ... 80	-40 ... 80
TPU/TPU/TPM	TPU/PUR/TPM	TPU/PUR/TPM
Socket	**Socket**	**Socket**
1620418	1620421	1620424
1620419	1620422	1620425
1620420	1620423	1620426

Additional plastic-molded connectors for signals, data, and power can be found at phoenixcontact.com

Assignment: cable type C02/C03, Servo, 5+PE

Pin	Wire color	Function
1	BK1	U Motor
2	BK2	V Motor
6	BK3	W Motor
PE	GNYE	⏚
4	BK4	BR1 Brake
5	BK 5	BR2 Brake

Assignment: cable type D02/D03, Servo, 4+3+PE

Pin	Wire color	Function
1	BK1	U Motor
3	BK2	V Motor
4	BK3	W Motor
PE	GNYE	⏚
A	BK5	Brake
B	BK6	Brake
C	BK7	Temp +
D	BK8	Temp –

Electroustic Ltd www.electroustic.co.uk +44 (0)1908 307200

Power – M40, plastic-molded

	6 (2+3+PE)-pos.		
Cable type	C03	C04	C05
Cable structure [mm²]	4 x 2.5 + 2 x 1.5	4 x 4.0 + 2 x 1.5	4 x 6.0 + 2 x 1.5
Cable color	Orange	Orange	Orange
Rated voltage [V AC/DC]	630 / 250	630 / 250	630 / 250
Nominal current [A]	26 / 18	34 / 18	44 /18
Temperature range is flexible [°C]	-20 ... 70	-20 ... 70	-20 ... 70
Temperature range is fixed [°C]	-50 ... 80	-50 ... 80	-50 ... 80
Material grip/sheath/wire insulation	TPU/TPU/TPM	TPU/TPU/TPM	TPU/PUR/TPE

Web code: #0281

First page	**Socket**	**Socket**	**Socket**
Second page / **Cable length**			
Free cable end			
2 m	1619329	1620311	1620316
5 m	1620309	1620313	1620317
10 m	1620310	1620314	1620318
M40, pin			
2 m	1620345	1620348	1620376
5 m	1620346	1620349	1620377
10 m	1620347	1620375	1620378

Customer-specific versions and lengths, also with the SPEEDCON fast locking system, are available on request.

M40 pin assignments

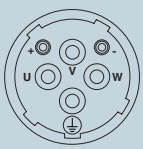

Socket,
2+3+PE-pos.

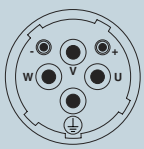

Pin,
2+3+PE-pos.

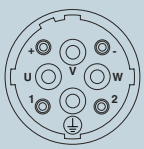

Socket,
4+3+PE-pos.

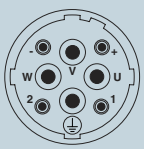

Pin,
4+3+PE-pos.

Electroustic Ltd www.electroustic.co.uk +44 (0)1908 307200

M40 straight

	8 (4+3+PE)-pos.			
C06	D03	D04	D05	D06
4 x 10.0 + 2 x 1.5	4 x 2.5 + 2 x 2 x 0.75	4 x 4.0 + 2 x 1.5 + 2 x 1.0	4 x 6.0 + 2 x 1.5 + 2 x 1.0	4 x 10.0 + 2 x 1.5 + 2 x 1.0
Orange	Orange	Orange	Orange	Orange
630 / 250	630 / 250	630 / 250	630 / 250	630 / 250
61 / 18	26 / 12	34 / 18 / 15	44 / 18 / 15	61 / 18 / 15
-20 ... 70	-20 ... 60	-30 ... 80	-30 ... 60	-20 ... 60
-50 ... 80	-40 ... 80	-45 ... 80	-30 ... 80	-40 ... 80
TPU/TPU/TPM	TPU/PUR/TPM	TPU/PUR/TPM	TPU/PUR/TPM	TPU/PUR/TPM
Socket	**Socket**	**Socket**	**Socket**	**Socket**
1620319	1620322	1620325	1620339	1620342
1620320	1620323	1620337	1620340	1620343
1620321	1620324	1620338	1620341	1620344
1620379	1620382	1620385	1620390	1620393
1620380	1620383	1620386	1620391	1620394
1620381	1620384	1620387	1620392	1620395

Additional plastic-molded connectors for signals, data, and power can be found at phoenixcontact.com

Assignment: cable type C03/C04/C05/C06, Servo, 2+3+PE

Pin	Wire color		Function
U	BK1		U Motor
V	BK2		V Motor
W	BK3		W Motor
PE	GNYE		⏚
+	BK4		BR1 Brake
–	WH		BR2 Brake

Assignment: cable type D03/D04/D05/D06, Servo, 4+3+PE

Pin	Wire color		Function
U	BK1		U Motor
V	BK2		V Motor
W	BK3		W Motor
PE	GNYE		⏚
+	BK5		Brake
–	BK6		Brake
1	BK7		Temp +
2	BK8		Temp –

Electroustic Ltd www.electroustic.co.uk +44 (0)1908 307200

Always up-to-date, always available to you. Here you'll find everything on our products, solutions and service:

phoenixcontact.com

Product range

- Cables and wires
- Connectors
- Controllers
- Electronics housings
- Electronic switchgear and motor control
- Fieldbus components and systems
- Functional safety
- HMIs and industrial PCs
- I/O systems
- Industrial communication technology
- Industrial Ethernet
- Installation and mounting material
- Lighting and signaling
- Marking and labeling
- Measurement and control technology
- Modular terminal blocks
- Monitoring
- PCB terminal blocks and PCB connectors
- Power supply units and UPS
- Protective devices
- Relay modules
- Sensor/actuator cabling
- Software
- Surge protection and interference filters
- System cabling for controllers
- Tools
- Wireless data communication

Printed in Germany
© PHOENIX CONTACT 2016

DC 03-13.000.L3.2013
MNR 52004434/2015-12-07/04

PHOENIX CONTACT GmbH & Co. KG
Flachsmarktstraße 8
32825 Blomberg, Germany
Phone: + 49 5235 3-00
Fax: + 49 5235 3-41200
E-mail: info@phoenixcontact.com
phoenixcontact.com

PHOENIX CONTACT
INSPIRING INNOVATIONS

Electroustic Ltd www.electroustic.co.uk +44 (0)1908 307200