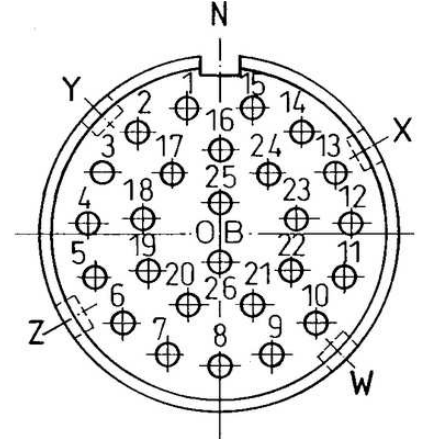
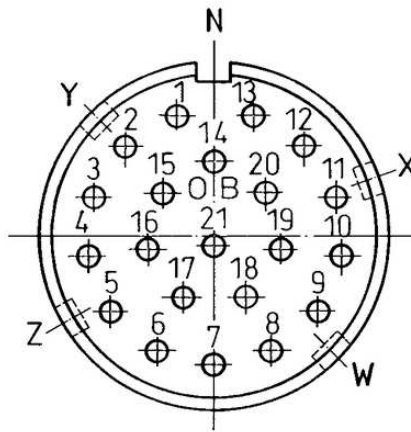


EPIC® SIGNAL R 3.0 F PG16

Circular connector with solder termination, 21-pin and 26-pin

EPIC® R3.0 coupler signal for 26 contacts



Space requirement



Mechanical resistance



Corrosion-resistant



Industrial machinery and plant engineering

Benefits

highest contact density in small installation spaces
Connector in solder version for easy maintenance

Application range

Machine and equipment manufacturing
Measurement, control and regulation technology

EPIC® SIGNAL R 3.0 F PG16**Technical Data**

Classification:	ETIM 5.0 Class-ID: EC002635 ETIM 5.0 Class-Description: Circular connector (industrial connector)
Rated voltage (V):	24V AC / 60VDC
Rated impulse voltage:	1.5 kV
Rated current in A:	7.5 A
Contact resistance:	< 3 mOhm
Contacts:	Copper alloy, gold-plated
Number of contacts:	21-pin / 26-pin
Cable connection:	Solder termination: up to 1.0 mm ²
Material:	Housing: Nickel-plated copper alloy Insulating body: Thermoplastic Seal: Neoprene
Protection rating:	IP 67 (maximum, dependant on cable gland used)
Plug cycles:	500
Temperature range:	-40°C to +100°C, short-term up to +125°C

Note

Photographs are not to scale and do not represent detailed images of the respective products.
Prices are net prices without VAT and surcharges. Sale to business customers only.



EPIC® SIGNAL R 3.0 F PG16

Article number	Article	Version	Contacts	Pin configuration	Coding	Cable clamping range
R 3.0 F PG16						
00008854	SIGNAL R 3.0 F	male	1 - 21	E-Part	N	6.5 - 16
00008822	SIGNAL R 3.0 F	male	1 - 26	E-Part	N	6.5 - 16
00008779	SIGNAL R 3.0 F	female	1 - 21	P-Part	N	6.5 - 16
00008979	SIGNAL R 3.0 F	female	1 - 26	P-Part	N	6.5 - 16

Last Update (19.05.2017)

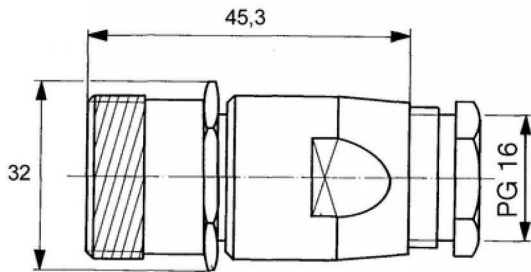
©2017 Lapp Group - Technical changes reserved

Product Management www.lappkabel.de

You can find the current technical data in the corresponding data sheet.

PN 0456 / 02_03.16

EPIC® SIGNAL R 3.0 F PG16



Last Update (19.05.2017)

©2017 Lapp Group - Technical changes reserved

Product Management www.lappkabel.de

You can find the current technical data in the corresponding data sheet.

PN 0456 / 02_03.16