

Device connector, front mounting - CA-17P1N122S00 - 1619960

Please be informed that the data shown in this PDF Document is generated from our Online Catalog. Please find the complete data in the user's documentation. Our General Terms of Use for Downloads are valid (<http://phoenixcontact.com/download>)



Device connector for front wall, straight, shielded: yes, SPEEDCON locking, M23, Number of positions: 17, Type of contact: Pin, Solder connection, Flat gasket, 4x Ø 3.2, Flange dimensions: 25 mm x 25 mm

The figure shows the 12-pos. product version

Why buy this product

- Safe use in the field, thanks to high degree of protection
- Connector for flexible on-site assembly
- Consistent EMC protection for reliable transmission of signals
- Solder connection: proven connection technology for various litz wires



Key Commercial Data

Packing unit	1 STK
GTIN	 4 046356 820226
GTIN	4046356820226
Weight per Piece (excluding packing)	11.110 g
Custom tariff number	85366990
Country of origin	Germany
Note	Made to Order (non-returnable)

Technical data

Temperature range

Ambient temperature (operation)	-40 °C ... 125 °C
---------------------------------	-------------------

Data of the insulating body

Coding	N
Insulator material	PBT
Contact material	CuZn
Contact surface material	Ni/Au
Contact connection method	Solder connection

Device connector, front mounting - CA-17P1N122S00 - 1619960

Technical data

Data of the insulating body

Type of contacts	Pin
Number of positions	17
Contact diameter of power contacts	1 mm
Litz wire cross section of power contacts min.	0.08 mm ²
Litz wire cross section of power contacts max.	1 mm ²
Nominal current per power contact at 25°C	8 A
Nominal voltage, power contact	150 V
Rated surge voltage	1.5 kV
Overvoltage category	II
Degree of pollution	3

Housing data

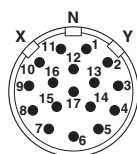
Housing material	CuZn
Flange dimensions	25 mm x 25 mm
Type of locking	SPEEDCON locking
Degree of protection (when plugged in)	IP67
Thread type	M23

Environmental Product Compliance

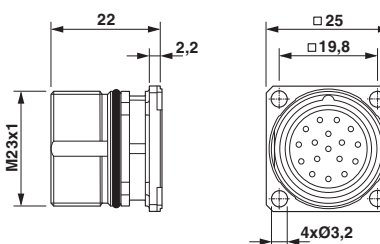
China RoHS	Environmentally Friendly Use Period = 50
	For details about hazardous substances go to tab "Downloads", Category "Manufacturer's declaration"

Drawings

Schematic diagram

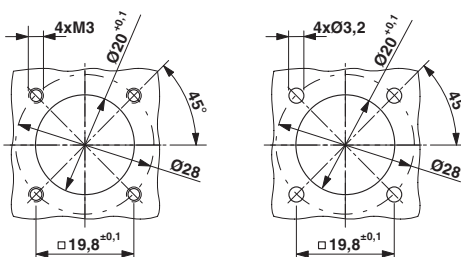


Dimensional drawing



Device connector, front mounting - CA-17P1N122S00 - 1619960

Dimensional drawing



Installation dimensions

Classifications

eCl@ss

eCl@ss 4.0	272607xx
eCl@ss 4.1	27260701
eCl@ss 5.0	27143424
eCl@ss 5.1	27143424
eCl@ss 6.0	27143424
eCl@ss 7.0	27440209
eCl@ss 8.0	27440103
eCl@ss 9.0	27440102

ETIM

ETIM 3.0	EC001121
ETIM 4.0	EC002635
ETIM 5.0	EC002061

UNSPSC

UNSPSC 6.01	43172015
UNSPSC 7.0901	43201404
UNSPSC 11	43172015
UNSPSC 12.01	43201404
UNSPSC 13.2	39121413

Approvals

Approvals

Approvals

UL Recognized / cUL Recognized / EAC / cULus Recognized

Ex Approvals

Device connector, front mounting - CA-17P1N122S00 - 1619960

Approvals

Approval details

UL Recognized		http://database.ul.com/cgi-bin/XYV/template/LISEXT/1FRAME/index.htm E335019-20141210
mm ² /AWG/kcmil	18	
Nominal current I _N	8 A	
Nominal voltage U _N	150 V	

cUL Recognized		http://database.ul.com/cgi-bin/XYV/template/LISEXT/1FRAME/index.htm E335019-20141210
mm ² /AWG/kcmil	18	
Nominal current I _N	5 A	
Nominal voltage U _N	150 V	

EAC		B.01742
-----	--	---------

cULus Recognized		http://database.ul.com/cgi-bin/XYV/template/LISEXT/1FRAME/index.htm
------------------	--	---

Accessories

Accessories

Mounting material

Color-coding - CA-Z0120 - 1620704



Color-coding, Color: green

Device connector, front mounting - CA-17P1N122S00 - 1619960

Accessories

Color-coding - CA-Z0121 - 1620705



Color-coding, Color: orange

Color-coding - CA-Z0122 - 1620706



Color-coding, Color: black

Contact removal tool - CA-Z0001 - 1620699



Unlocking tool for contact carriers for snapping in the M23 signal device connectors

Protective cover

Plastic dust protection cap - SF-Z0019 - 1607449



Plastic dust protection cap - RC-Z2059 - 1604225



Plastic dust protection cap for connectors with M23 external thread

Device connector, front mounting - CA-17P1N122S00 - 1619960

Accessories

Plastic anti-static dust protection cap - RC-Z2469 - 1611797



Plastic dust protection cap, anti-static, for RF, SF, CA, RC series connectors, with M23 external thread

Metal dust protection cap - RC-Z2104 - 1604260



Metal dust protection cap for signal connectors with M23 external thread

Metal dust protection cap - RC-Z2068 - 1604236



Metal dust protection cap with steel wire for signal connectors with M23 external thread
