

Coupler connector - CA-17S1N1290DN - 1620151

Please be informed that the data shown in this PDF Document is generated from our Online Catalog. Please find the complete data in the user's documentation. Our General Terms of Use for Downloads are valid (<http://phoenixcontact.com/download>)



Coupling connector, straight, shielded: yes, SPEEDCON locking, M23, Number of positions: 17, Type of contact: Socket, Solder connection, Cable diameter: 3 mm ... 14.5 mm

The figure shows the 12-pos. product version

Why buy this product

- Safe use in the field, thanks to high degree of protection
- Connector for flexible on-site assembly
- Consistent EMC protection for reliable transmission of signals
- Solder connection: proven connection technology for various litz wires



Key Commercial Data

Packing unit	1 STK
GTIN	
GTIN	4046356818933
Weight per Piece (excluding packing)	99.000 g
Custom tariff number	85366990
Country of origin	Germany
Note	Made to Order (non-returnable)

Technical data

Temperature range

Ambient temperature (operation)	-40 °C ... 125 °C
---------------------------------	-------------------

Data of the insulating body

Coding	N
Insulator material	PBT
Contact material	CuZn
Contact surface material	Ni/Au
Contact connection method	Solder connection

Coupler connector - CA-17S1N1290DN - 1620151

Technical data

Data of the insulating body

Type of contacts	Socket
Number of positions	17
Contact diameter of power contacts	1 mm
Litz wire cross section of power contacts min.	0.08 mm ²
Litz wire cross section of power contacts max.	1 mm ²
Nominal current per power contact at 25°C	8 A
Nominal voltage, power contact	150 V
Rated surge voltage	1.5 kV
Overvoltage category	II
Degree of pollution	3

Housing data

Housing material	Turned parts: copper zinc alloy (CuZn), die-cast parts: zinc (GD-Zn)
Type of locking	SPEEDCON locking
Degree of protection (when plugged in)	IP67
Thread type	M23

Cable seal data

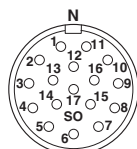
Min. cable diameter	3 mm
Max. cable diameter	14.5 mm
Sealing material	NBR

Environmental Product Compliance

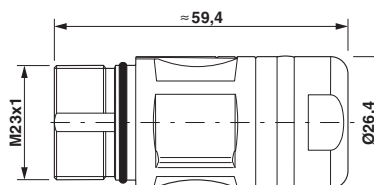
China RoHS	Environmentally Friendly Use Period = 50
	For details about hazardous substances go to tab "Downloads", Category "Manufacturer's declaration"

Drawings

Schematic diagram



Dimensional drawing



Classifications

eCl@ss

eCl@ss 4.0	272607xx
eCl@ss 4.1	272607xx

Coupler connector - CA-17S1N1290DN - 1620151

Classifications

eCl@ss

eCl@ss 5.0	27260701
eCl@ss 5.1	27260701
eCl@ss 6.0	27260702
eCl@ss 7.0	27440102
eCl@ss 8.0	27440102
eCl@ss 9.0	27440103

ETIM

ETIM 3.0	EC001121
ETIM 4.0	EC002635
ETIM 5.0	EC002635
ETIM 6.0	EC002635

UNSPSC

UNSPSC 6.01	43172015
UNSPSC 7.0901	43201404
UNSPSC 11	43172015
UNSPSC 12.01	43201404
UNSPSC 13.2	39121413

Approvals


Approvals

Approvals

UL Recognized / cUL Recognized / EAC / cULus Recognized

Ex Approvals

Approval details

UL Recognized		http://database.ul.com/cgi-bin/XYV/template/LISEXT/1FRAME/index.htm E335019-20141210
mm²/AWG/kcmil	18	
Nominal current IN	8 A	
Nominal voltage UN	150 V	

Coupler connector - CA-17S1N1290DN - 1620151

Approvals

cUL Recognized		http://database.ul.com/cgi-bin/XYV/template/LISEXT/1FRAME/index.htm E335019-20141210
mm ² /AWG/kcmil		18
Nominal current IN		5 A
Nominal voltage UN		150 V

EAC		B.01742
-----	--	---------


cULus Recognized		http://database.ul.com/cgi-bin/XYV/template/LISEXT/1FRAME/index.htm
------------------	--	---

Accessories


Accessories

Mounting material


Color-coding - RF-Z0014 - 1620588



Color-coding - RF-Z0015 - 1620592



Color-coding - RF-Z0016 - 1620593



Coupler connector - CA-17S1N1290DN - 1620151

Accessories

Protective cover

Plastic dust protection cap - SF-Z0019 - 1607449



Plastic dust protection cap - RC-Z2059 - 1604225



Plastic dust protection cap for connectors with M23 external thread

Plastic anti-static dust protection cap - RC-Z2469 - 1611797



Plastic dust protection cap, anti-static, for RF, SF, CA, RC series connectors, with M23 external thread