

## Coupler connector - CA-06S1N1290DN - 1620172

Please be informed that the data shown in this PDF Document is generated from our Online Catalog. Please find the complete data in the user's documentation. Our General Terms of Use for Downloads are valid (<http://phoenixcontact.com/download>)




Coupling connector, straight, shielded: yes, SPEEDCON locking, M23, Number of positions: 6, Type of contact: Socket, Solder connection, Cable diameter: 3 mm ... 14.5 mm

### Why buy this product

- Safe use in the field, thanks to high degree of protection
- Connector for flexible on-site assembly
- Consistent EMC protection for reliable transmission of signals
- Solder connection: proven connection technology for various litz wires

### Key Commercial Data

Packing unit	1 STK
GTIN	 4 046356 818735
GTIN	4046356818735
Weight per Piece (excluding packing)	100.000 g
Custom tariff number	85366990
Country of origin	Germany
Note	Made to Order (non-returnable)

### Technical data

#### Temperature range

Ambient temperature (operation)	-40 °C ... 125 °C
---------------------------------	-------------------

#### Data of the insulating body

Coding	N
Insulator material	PBT
Contact material	CuZn
Contact surface material	Ni/Au
Contact connection method	Solder connection
Type of contacts	Socket

# Coupler connector - CA-06S1N1290DN - 1620172

## Technical data

### Data of the insulating body

Number of positions	6
Contact diameter of power contacts	2 mm
Litz wire cross section of power contacts min.	0.08 mm <sup>2</sup>
Litz wire cross section of power contacts max.	2.5 mm <sup>2</sup>
Nominal current per power contact at 25°C	20 A
Nominal voltage, power contact	300 V
Rated surge voltage	2.5 kV
Overvoltage category	II
Degree of pollution	3

### Housing data

Housing material	Turned parts: copper zinc alloy (CuZn), die-cast parts: zinc (GD-Zn)
Type of locking	SPEEDCON locking
Degree of protection (when plugged in)	IP67
Thread type	M23

### Cable seal data

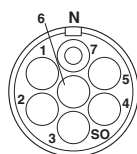
Min. cable diameter	3 mm
Max. cable diameter	14.5 mm
Sealing material	NBR

### Environmental Product Compliance

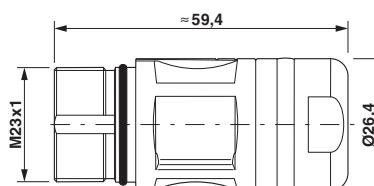
China RoHS	Environmentally Friendly Use Period = 50
	For details about hazardous substances go to tab "Downloads", Category "Manufacturer's declaration"

## Drawings

Schematic diagram



Dimensional drawing



## Classifications

eCl@ss

eCl@ss 4.0	272607xx
eCl@ss 4.1	272607xx
eCl@ss 5.0	27260701

# Coupler connector - CA-06S1N1290DN - 1620172

## Classifications

### eCl@ss

eCl@ss 5.1	27260701
eCl@ss 6.0	27260702
eCl@ss 7.0	27440102
eCl@ss 8.0	27440102
eCl@ss 9.0	27440103

### ETIM

ETIM 3.0	EC001121
ETIM 4.0	EC002635
ETIM 5.0	EC002635
ETIM 6.0	EC002635

### UNSPSC

UNSPSC 6.01	43172015
UNSPSC 7.0901	43201404
UNSPSC 11	43172015
UNSPSC 12.01	43201404
UNSPSC 13.2	39121413

## Approvals


### Approvals

#### Approvals

UL Recognized / cUL Recognized / EAC / cULus Recognized

#### Ex Approvals

### Approval details

UL Recognized		<a href="http://database.ul.com/cgi-bin/XYV/template/LISEXT/1FRAME/index.htm">http://database.ul.com/cgi-bin/XYV/template/LISEXT/1FRAME/index.htm</a> E335019-20141210
mm <sup>2</sup> /AWG/kcmil	14	
Nominal current I <sub>N</sub>	20 A	
Nominal voltage U <sub>N</sub>	300 V	

# Coupler connector - CA-06S1N1290DN - 1620172

## Approvals

cUL Recognized		<a href="http://database.ul.com/cgi-bin/XYV/template/LISEXT/1FRAME/index.htm">http://database.ul.com/cgi-bin/XYV/template/LISEXT/1FRAME/index.htm</a> E335019-20141210
mm <sup>2</sup> /AWG/kcmil		14
Nominal current I <sub>N</sub>		10 A
Nominal voltage U <sub>N</sub>		300 V

EAC		B.01742
-----	--	---------


cULus Recognized		<a href="http://database.ul.com/cgi-bin/XYV/template/LISEXT/1FRAME/index.htm">http://database.ul.com/cgi-bin/XYV/template/LISEXT/1FRAME/index.htm</a>
------------------	--	---

## Accessories

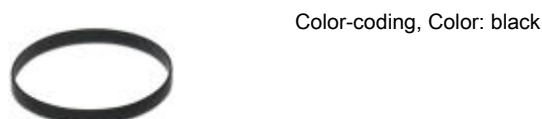
### Accessories

#### Mounting material


Color-coding - RF-Z0015 - 1620592



Color-coding - RF-Z0016 - 1620593



Color-coding - RF-Z0014 - 1620588



## Coupler connector - CA-06S1N1290DN - 1620172

### Accessories

#### Protective cover

Plastic dust protection cap - SF-Z0019 - 1607449



---

Plastic dust protection cap - RC-Z2059 - 1604225



Plastic dust protection cap for connectors with M23 external thread

---

Plastic anti-static dust protection cap - RC-Z2469 - 1611797



Plastic dust protection cap, anti-static, for RF, SF, CA, RC series connectors, with M23 external thread