

PCB terminal block - MKDSO 2,5 HV/ 3L-7,5 KMGY - 2890946

Please be informed that the data shown in this PDF Document is generated from our Online Catalog. Please find the complete data in the user's documentation. Our General Terms of Use for Downloads are valid (<http://phoenixcontact.com/download>)




PCB terminal block, nominal current: 24 A, nom. voltage: 630 V, pitch: 7.5 mm, number of positions: 3, connection method: Screw connection with tension sleeve, mounting: Wave soldering, color: light gray. Article with lateral pin exit

Why buy this product

- PCB terminal block for ME MAX electronics housing
- 7.5 mm pitch
- PCB terminal block orthogonal to the PCB
-



Key Commercial Data

Packing unit	50 STK
GTIN	 4 046356 101585
GTIN	4046356101585
Weight per Piece (excluding packing)	7.220 g
Custom tariff number	85369010
Country of origin	Germany

Technical data

Dimensions

Pitch	7.5 mm
Dimension a	15 mm
Solder pin [P]	3.5 mm
Pin dimensions	0,8 mm x 1 mm
Hole diameter	1.4 mm

General

Range of articles	MKDSO 2,5 HV/...-L
Insulating material group	I
Rated surge voltage (III/3)	6 kV

PCB terminal block - MKDSO 2,5 HV/ 3L-7,5 KMGY - 2890946

Technical data

General

Rated surge voltage (III/2)	6 kV
Rated surge voltage (II/2)	6 kV
Rated voltage (III/3)	600 V
Rated voltage (III/2)	630 V
Rated voltage (II/2)	1000 V
Connection in acc. with standard	EN-VDE
Nominal current I_N	24 A
Nominal cross section	2.5 mm ²
Maximum load current	24 A
Insulating material	PA
Solder pin surface	Sn
Flammability rating according to UL 94	V0
Internal cylindrical gage	A2
Stripping length	8 mm
Number of positions	3
Screw thread	M3
Tightening torque, min	0.5 Nm
Tightening torque max	0.6 Nm

Connection data

Conductor cross section solid min.	0.2 mm ²
Conductor cross section solid max.	2.5 mm ²
Conductor cross section flexible min.	0.2 mm ²
Conductor cross section flexible max.	2.5 mm ²
Conductor cross section flexible, with ferrule without plastic sleeve min.	0.25 mm ²
Conductor cross section flexible, with ferrule without plastic sleeve max.	2.5 mm ²
Conductor cross section flexible, with ferrule with plastic sleeve min.	0.25 mm ²
Conductor cross section flexible, with ferrule with plastic sleeve max.	2.5 mm ²
Conductor cross section AWG min.	24
Conductor cross section AWG max.	14
2 conductors with same cross section, solid min.	0.2 mm ²
2 conductors with same cross section, solid max.	0.75 mm ²
2 conductors with same cross section, stranded min.	0.25 mm ²
2 conductors with same cross section, stranded max.	0.75 mm ²
2 conductors with same cross section, stranded, ferrules without plastic sleeve, min.	0.25 mm ²
2 conductors with same cross section, stranded, ferrules without plastic sleeve, max.	0.75 mm ²
2 conductors with same cross section, stranded, TWIN ferrules with plastic sleeve, min.	0.25 mm ²
2 conductors with same cross section, stranded, TWIN ferrules with plastic sleeve, max.	1.5 mm ²

PCB terminal block - MKDSO 2,5 HV/ 3L-7,5 KMGY - 2890946

Technical data

Standards and Regulations

Connection in acc. with standard	EN-VDE
	CUL
Flammability rating according to UL 94	V0

Environmental Product Compliance

China RoHS	Environmentally Friendly Use Period = 50
	For details about hazardous substances go to tab "Downloads", Category "Manufacturer's declaration"

Classifications

eCl@ss

eCl@ss 4.0	27141109
eCl@ss 4.1	27141109
eCl@ss 5.0	27141190
eCl@ss 5.1	27141190
eCl@ss 6.0	27141190
eCl@ss 7.0	27141190
eCl@ss 8.0	27440401
eCl@ss 9.0	27440401

ETIM

ETIM 3.0	EC001121
ETIM 4.0	EC002643
ETIM 5.0	EC002643
ETIM 6.0	EC002643

UNSPSC

UNSPSC 6.01	30211801
UNSPSC 7.0901	39121432
UNSPSC 11	39121432
UNSPSC 12.01	39121432
UNSPSC 13.2	39121432

Approvals

Approvals

Approvals


VDE Gutachten mit Fertigungsüberwachung / IECCEB Scheme / EAC / cULus Recognized


PCB terminal block - MKDSO 2,5 HV/ 3L-7,5 KMGY - 2890946

Approvals


Ex Approvals

Approval details

VDE Gutachten mit Fertigungsüberwachung		http://www.vde.com/en/Institute/OnlineService/ VDE-approved-products/Pages/Online-Search.aspx	40023968
mm ² /AWG/kcmil	0.2-2.5		
Nominal current IN	24 A		
Nominal voltage UN	750 V		

IECEE CB Scheme		http://www.iecee.org/	DE1-58860
mm ² /AWG/kcmil	2.5		
Nominal current IN	24 A		
Nominal voltage UN	750 V		

EAC		EAC-Zulassung
-----	---	---------------

cULus Recognized		http://database.ul.com/cgi-bin/XYV/template/LISEXT/1FRAME/index.htm	E60425-19770427
	B	C	D
mm ² /AWG/kcmil	30-12	30-12	30-12
Nominal current IN	20 A	20 A	5 A
Nominal voltage UN	300 V	300 V	600 V