

# Electronic housing - CM125-LG/H 12,5/BO BK - 2942894

Please be informed that the data shown in this PDF Document is generated from our Online Catalog. Please find the complete data in the user's documentation. Our General Terms of Use for Downloads are valid (<http://phoenixcontact.com/download>)



Complete housing with vents, Cross connection: without bus connector, color: black, width: 125 mm, length: 102 mm, height: 115.5 mm, number of positions cross connector: not relevant

The figure shows versions CM 125-LG/H 35/BO/DB/GH

## Why buy this product

- Flexible accommodation of different connection elements (from high-position connectors to electronic PCBs)
- Easy snap-on mounting on symmetrical DIN rails according to EN 60715
- Rugged housing technology
- Shock and contamination-proof accommodation of electronic components



## Key Commercial Data

Packing unit	5 STK
GTIN	
GTIN	4017918080891
Weight per Piece (excluding packing)	299.200 g
Custom tariff number	39269097
Country of origin	Germany

## Technical data

### General

Housing type	Complete housing
Housing material	Polycarbonate fiber reinforced
Color (RAL)	black (9005)

### Ambient conditions

Ambient temperature (operation)	-40 °C ... 105 °C (depending on power dissipation)
---------------------------------	--

### Dimensions

Length	102 mm
--------	--------

# Electronic housing - CM125-LG/H 12,5/BO BK - 2942894

## Technical data

### Dimensions

Constructional height	115.5 mm
Width	125 mm
Depth	102 mm

### Technical data

Power dissipation without gap	69 W
Power dissipation with 20 mm gap	89.7 W

### Standards and Regulations

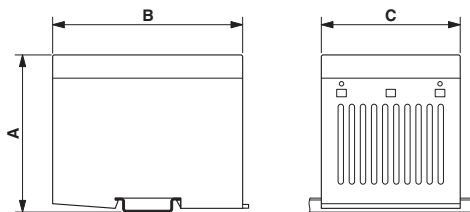
Flammability rating according to UL 94	V0
--	----

### Environmental Product Compliance

China RoHS	Environmentally friendly use period: unlimited = EFUP-e
	No hazardous substances above threshold values

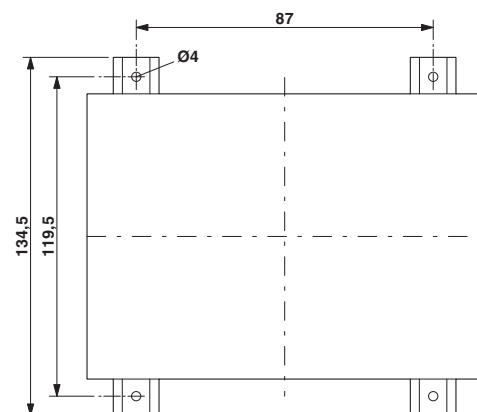
## Drawings

Dimensional drawing



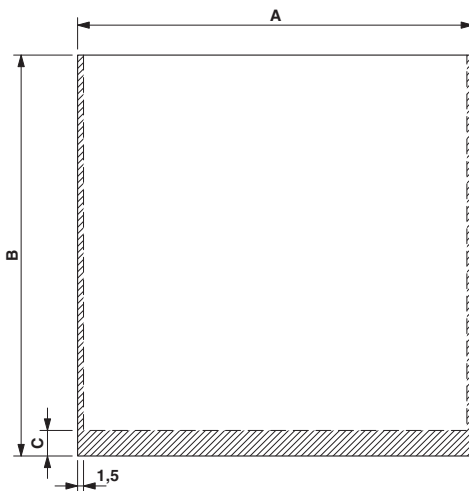
Dimension A: 115.5 mm; dimension B: 102 mm; dimension C: 125 mm

Dimensional drawing



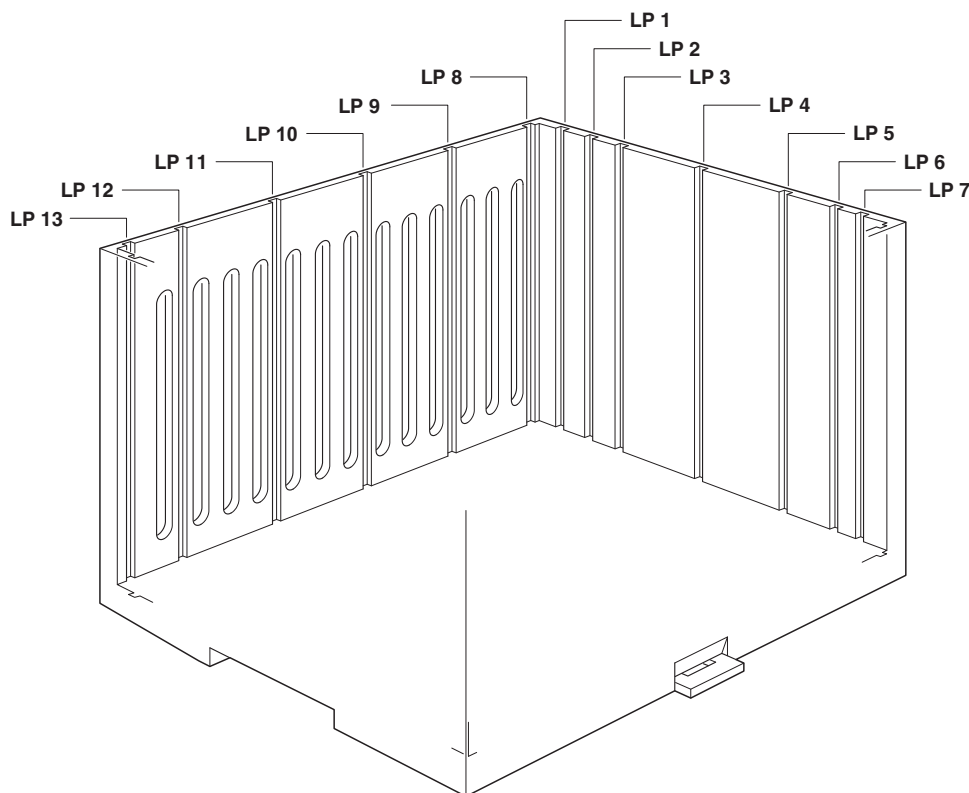
# Electronic housing - CM125-LG/H 12,5/BO BK - 2942894

Dimensional drawing



PCB 1, 7: Dimension A: 122.5 mm; B: 102.0 mm; C: 0 mm  
PCB 8, 13: Dimension A: 100.0 mm; B: 102.0 mm; C: 6.5 mm  
PCB 9-12: Dimension A: 100.0 mm; B: 102.0 mm; C: 0 mm

Schematic diagram



## Electronic housing - CM125-LG/H 12,5/BO BK - 2942894

### Classifications

#### eCl@ss

eCl@ss 4.0	27180401
eCl@ss 4.1	27180401
eCl@ss 5.0	27180506
eCl@ss 5.1	27180506
eCl@ss 6.0	27180802
eCl@ss 7.0	27182702
eCl@ss 8.0	27182702
eCl@ss 9.0	27182702

#### ETIM

ETIM 2.0	EC001031
ETIM 3.0	EC001031
ETIM 4.0	EC001031
ETIM 5.0	EC001031
ETIM 6.0	EC001031

#### UNSPSC

UNSPSC 6.01	31261501
UNSPSC 7.0901	31261501
UNSPSC 11	31261501
UNSPSC 12.01	31261501
UNSPSC 13.2	31261501