

Electronic housing - CM 75-LG/H 12,5/BO BK - 2943602

Please be informed that the data shown in this PDF Document is generated from our Online Catalog. Please find the complete data in the user's documentation. Our General Terms of Use for Downloads are valid (<http://phoenixcontact.com/download>)



Complete housing with vents, Cross connection: without bus connector, color: black, width: 75 mm, length: 102 mm, height: 85.5 mm, number of positions cross connector: not relevant


The figure shows versions CM 50-LG/H 30/BO and CM 75-LG/H 35 BO

Why buy this product

- Easy snap-on mounting on symmetrical DIN rails according to EN 60715
- Flexible accommodation of different connection elements (from high-position connectors to electronic PCBs)
- Rugged housing technology
- Shock and contamination-proof accommodation of electronic components



Key Commercial Data

Packing unit	5 STK
GTIN	 4 017918 081201
GTIN	4017918081201
Weight per Piece (excluding packing)	143.840 g
Custom tariff number	85369010
Country of origin	Germany
Note	Made to Order (non-returnable)

Technical data

General

Housing type	Complete housing
Housing material	Polycarbonate fiber reinforced
Color (RAL)	black (9005)

Ambient conditions

Ambient temperature (operation)	-40 °C ... 105 °C (depending on power dissipation)
---------------------------------	--

Dimensions

Electronic housing - CM 75-LG/H 12,5/BO BK - 2943602

Technical data

Dimensions

Length	102 mm
Constructional height	85.5 mm
Width	75 mm
Depth	102 mm

Technical data

Power dissipation without gap	31.7 W
Power dissipation with 20 mm gap	41.2 W

Standards and Regulations

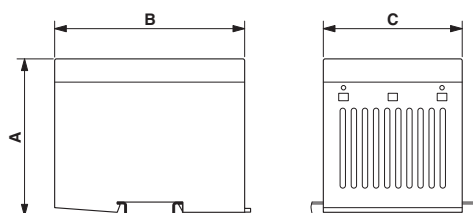
Flammability rating according to UL 94	V0
--	----

Environmental Product Compliance

China RoHS	Environmentally friendly use period: unlimited = EFUP-e
	No hazardous substances above threshold values

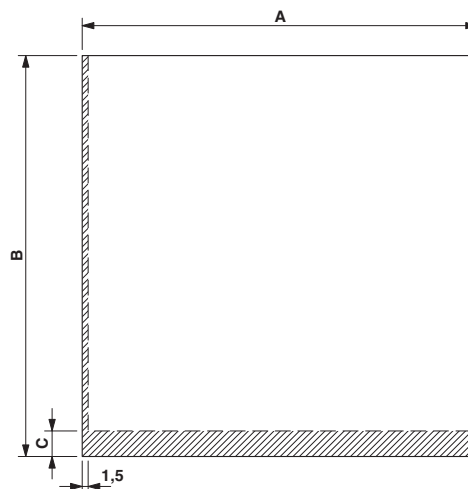
Drawings

Dimensional drawing



Dimension A: 85.5 mm; dimension B: 102 mm; dimension C: 75 mm

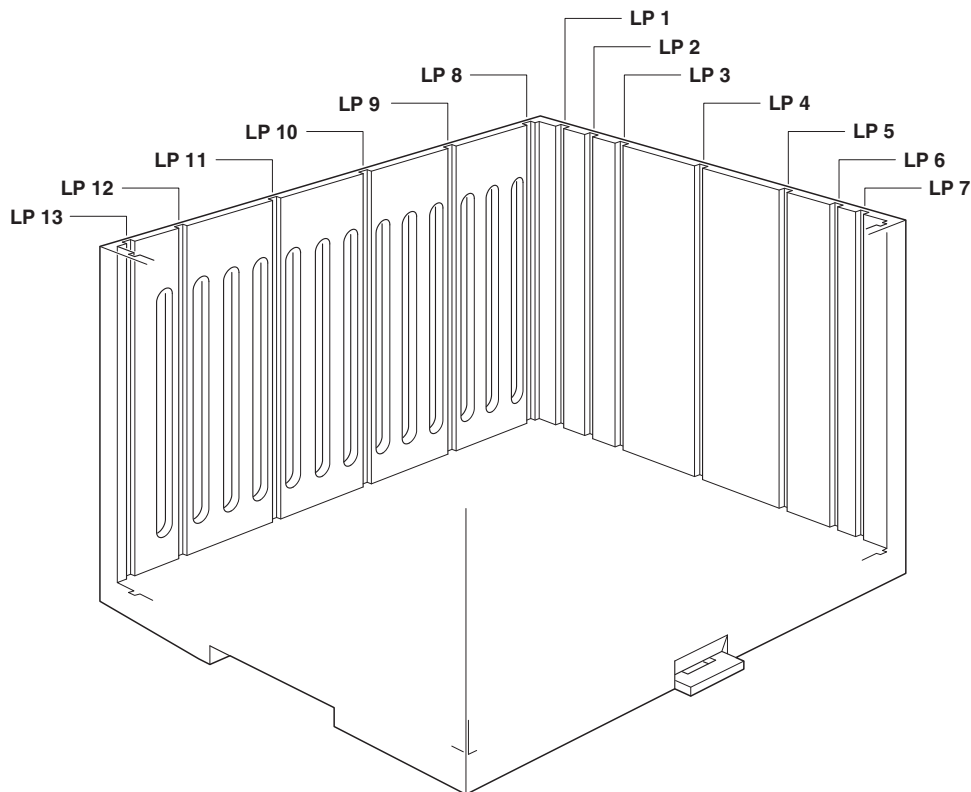
Dimensional drawing



PCB 1, 7: Dimension A: 72.5 mm; B: 73.0 mm; C: 6.5 mm
 PCB 8, 13: Dimension A: 100.0 mm; B: 73.0 mm; C: 6.5 mm

Electronic housing - CM 75-LG/H 12,5/BO BK - 2943602

Schematic diagram



Classifications

eCl@ss

eCl@ss 4.0	27180401
eCl@ss 4.1	27180401
eCl@ss 5.0	27180506
eCl@ss 5.1	27180506
eCl@ss 6.0	27180802
eCl@ss 7.0	27182702
eCl@ss 8.0	27182702
eCl@ss 9.0	27182702

ETIM

ETIM 2.0	EC001031
ETIM 3.0	EC001031
ETIM 4.0	EC001031
ETIM 5.0	EC001031
ETIM 6.0	EC001031

Electronic housing - CM 75-LG/H 12,5/BO BK - 2943602

Classifications

UNSPSC

UNSPSC 6.01	31261501
UNSPSC 7.0901	31261501
UNSPSC 11	31261501
UNSPSC 12.01	31261501
UNSPSC 13.2	31261501

Phoenix Contact 2017 © - all rights reserved
<http://www.phoenixcontact.com>