

**Article**

**313.3240**  
CONNECTOR 2P+E IP44 32A 4h 100-130V AC

**Picture**




**Master data**

Minimum order	10 NR
Net Weight	0.259 KG
EAN code	8001636222820
INTRASTAT code	85366990


**TechData**

Syntetical description	CONNECTOR
Protection degree	IP44/IP54
Commercial series	OPTIMA Series
Cable outlet	CABLE GLAND
Rated current	32A
Poles	2P+E
Working frequency	50Hz
Working frequency	60Hz
Rated voltage	100-130V
Colour	YELLOW
Hour position	4h

**Approvals and Certifications**






I.M.Q. - ENEC 03  
European Norms Electrical Certification



CE  
Declaration of conformity

**Standards and Laws**

-  EN 60309-1 (1999)  
[European Standard] Plugs, socket-outlets and couplers for industrial purposes. Part 1: General requirements
-  EN 60309-2 (1999)  
[European Standard] Plugs, socket-outlets and couplers for industrial purposes. Part 2: Dimensional interchangeability requirements for pin and contact-tube accessories of harmonized configurations
-  EN 60309-1/A1 (2007)  
[European Standard] Plugs, socket-outlets and couplers for industrial purposes. Part 1: General requirements



EN 60309-2/A1 (2007)  
[European Standard] Plugs, socket-outlets and couplers for industrial purposes. Part 2: Dimensional interchangeability requirements for pin and contact-tube accessories of harmonized configurations



EN 60309-1/A2 (2012)  
[European Standard] Plugs, socket-outlets and couplers for industrial purposes. Part 1: General requirements



EN 60309-2/A2 (2012)  
[European Standard] Plugs, socket-outlets and couplers for industrial purposes. Part 2: Dimensional interchangeability requirements for pin and contact-tube accessories of harmonized configurations

**Packaging**

Description	Carton
Quantity	40
EAN code	8001636672373
Gross weight	11.48 KG
Volume	47151 CCM
Dimensions	390x390x310 (MM)

Description	Box
Quantity	10
EAN code	8001636672366
Gross weight	2.87 KG
Volume	9680 CCM
Dimensions	220x275x160 (MM)

**Annexed**



Technical drawing [DWG]



Technical drawing [PDF]



Technical drawing [STP]