EPIC® SIGNAL M23 inserts 9-pin

Inserts for M23 circular connectors

EPIC® SIGNAL M23 inserts 9-pin for M23 circular connector series

- Variety of approval certifications
- Robust
- Assembly time
- Mechanical resistance
- Good chemical resistance
- Wind Energy
- Industrial machinery and plant engineering

Benefits

Universal further processing of the M23 inserts through different packaging units. Fully equipped with suitable soldering contacts or unequipped for individual fitting with soldering or crimping contacts

Application range

Plant construction
Measurement, control and regulation technology
Apparatus construction

Last Update (07.05.2017)
©2017 Lapp Group - Technical changes reserved
Product Management www.lappkabel.de
You can find the current technical data in the corresponding data sheet.
PN 0456 / 02_03.16

EPIC® SIGNAL M23 inserts 9-pin

Technical Data

Classification:	ETIM 5.0 Class-ID: EC000438 ETIM 5.0 Class-Description: Contact insert for industrial connectors
Rated voltage (V):	according to IEC 61984: 150 V
Rated impulse voltage:	1.5 kV
Rated current in A:	7 A
Pollution degree:	3
Contact resistance:	< 4 mOhm
Contacts:	Gold-plated brass
Number of contacts:	9
Cable connection:	Crimp termination: 0.14 – 1.0 mm² Solder termination: up to 1.0 mm²
Plug cycles:	100
VDE-tested:	Certified production control: VDE reg. no. C24 (according to EN 61984, SELV according to DIN VDE 0100-410 has to be guaranteed) UL file number: E249137
Temperature range:	-25°C to +125°C

Note

The inserts are suitable for both male and female contacts. For a complete connection, you will need one P-part and one E-part.
P-component = left turning, E-component = right turning
Photographs are not to scale and do not represent detailed images of the respective products.
Prices are net prices without VAT and surcharges. Sale to business customers only.

©2017 Lapp Group - Technical changes reserved

Electroustic Ltd www.electroustic.co.uk +44 (0)1908 307200

EPIC® SIGNAL M23 inserts 9-pin

Article number	Article description	Inserts	Pin configuration
9-pin inserts, P-part = rotation to the left (anticlockwise)			
73002724	P-part	Unpopulated	9
73002725	P-part	Unpopulated	9
73002726	P-part	+ male contacts, solder	9
73002727	P-part	+ male contacts, solder	9
73002728	P-part	+ female contacts, solder	9
73002729	P-part	+ female contacts, solder	9
9-pin inserts, E-part = rotation to the right (clockwise)			
73002730	E-part	Unpopulated	9
73002731	E-part	Unpopulated	9
73002732	E-part	+ male contacts, solder	9
73002733	E-part	+ male contacts, solder	9
73002734	E-part	+ female contacts, solder	9
73002735	E-part	+ female contacts, solder	9

©2017 Lapp Group - Technical changes reserved

Electroustic Ltd www.electroustic.co.uk +44 (0)1908 307200

EPIC® SIGNAL M23 inserts 9-pin



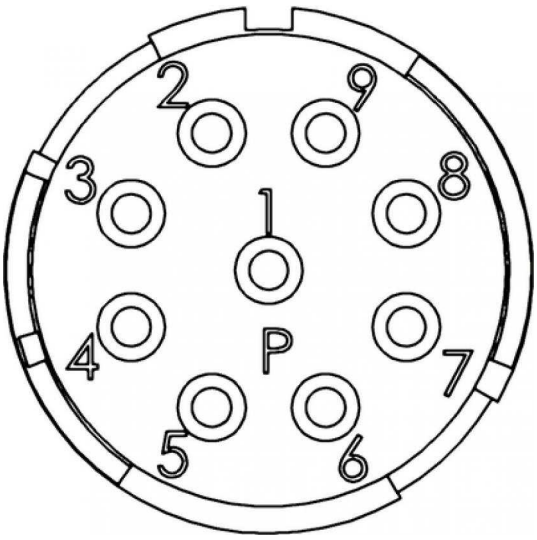

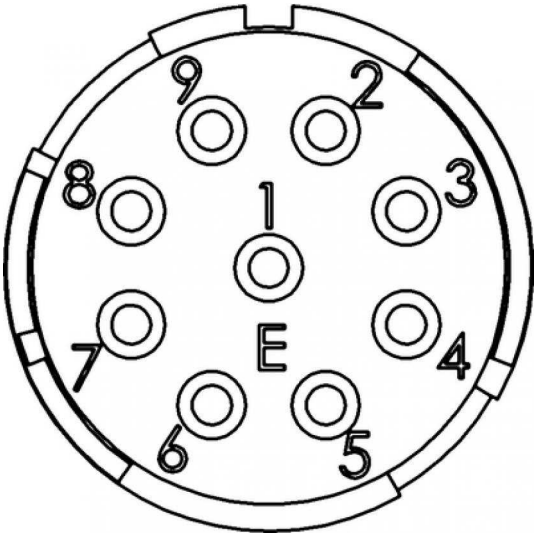

Last Update (07.05.2017)
©2017 Lapp Group - Technical changes reserved
Product Management www.lappkabel.de
You can find the current technical data in the corresponding data sheet.
PN 0456 / 02_03.16