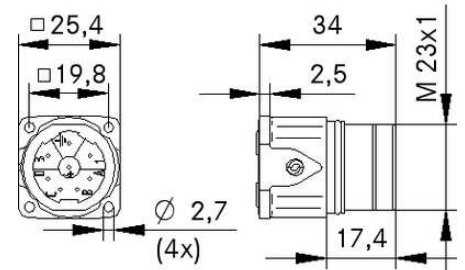












EPIC® POWER LS1 A1

Circular connector for servo drives and power supply.

EPIC® LS1 power connector panel-mount base for front wall assembly



-  Variety of approval certifications
-  Waterproof
-  Interference signals
-  Robust
-  Space requirement
-  Assembly time
-  Mechanical resistance
-  Maximum vibration protection
-  Corrosion-resistant
-  Good chemical resistance

Last Update (07.05.2017)

©2017 Lapp Group - Technical changes reserved

Product Management www.lappkabel.de

You can find the current technical data in the corresponding data sheet.

PN 0456 / 02_03.16

EPIC® POWER LS1 A1



Wind Energy



Industrial machinery and plant engineering

Benefits

High power in the smallest installation space, optimal solution for electric motors

EMC-optimised design

Safe use in field thanks to high protection rating

Application range

Plant construction

Servo drives and servo assemblies

Technical Data

Classification:	ETIM 5.0 Class-ID: EC002635 ETIM 5.0 Class-Description: Circular connector (industrial connector)
Rated voltage (V):	630 V (2mm contacts) 250 V (1 mm contacts)
Rated impulse voltage:	6 kV (2 mm contacts) 4 kV (1 mm contacts)
Rated current in A:	26A/3+PE+4, 25A/5+PE (2mm contacts) 7 A (1 mm contacts)
Pollution degree:	3
Contact resistance:	< 4 mOhm
Contacts:	Gold-plated brass
Number of contacts:	3+PE+4(2mm/1mm) 5+PE(2mm)
Cable connection:	Crimp termination: 0.5 – 2.5 mm ² (2mm contacts) Crimp termination: 0.14 – 1.0 mm ² (1mm contacts)
Material:	Housing: Nickel-plated zinc die-cast, nickel-plated brass Insulating body: PA Seal: FPM
Protection rating:	IP68 (10h/1m)
Plug cycles:	500
VDE-tested:	Certified production control: VDE reg. no. B25
Temperature range:	-25°C to +125°C

Note

Photographs are not to scale and do not represent detailed images of the respective products.

Prices are net prices without VAT and surcharges. Sale to business customers only.



EPIC® POWER LS1 A1

Article number	Article description	Contacts included	Fastening type	Pin configuration
Type LS1 A1, front wall mounting, 6-pin, for male contacts				
76003000	LS1 A1	6	Ø 2.7 mm (4x)	5+PE
76003510	LS1 A1	Ø 2.7 mm (4x)	5+PE	
Type LS1 A1, front wall assembly, 8-pin, for male contacts				
76004000	LS1 A1	8	Ø 2.7 mm (4x)	3+PE+4
76004510	LS1 A1	Ø 2.7 mm (4x)	3+PE+4	

Last Update (07.05.2017)

©2017 Lapp Group - Technical changes reserved

Product Management www.lappkabel.de

You can find the current technical data in the corresponding data sheet.

PN 0456 / 02_03.16