

Fuseholders 5 x 20 mm



6.3A 250Vac (max fuse rating*) T-55 to T+70 (ambient)
 Maximum dissipation wattage: 1.5W
 UL 94V2 UL file E92075 CSA file LR44770

These products comply with safety category PC2
 *Users should be aware of the de-rating factors published by specialist manufacturers of fuses

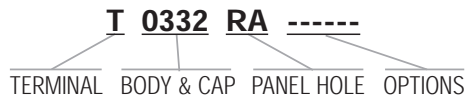
These fuseholders are fitted with combination (solder / 2.8) mid-body terminals
 It has not been possible to show both views here



M520
Terminal Cover



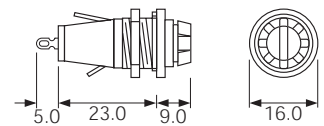
A0033 00
In-line 5 x 20 fuseholder
Call factory for rating details



▶ TERMINAL	▶ BODY AND CAP	▶ PANEL HOLE
<p>T</p> <p>Solder</p>	<p>0332 Finger release</p> <p></p>	<p>RA</p>
	<p>0333 Tool release</p> <p></p>	
<p>B</p> <p>2.8 x 0.5</p>	<p>0340 Tool release</p> <p></p>	<p>RD</p>
	<p>0341 Tool release</p> <p></p>	

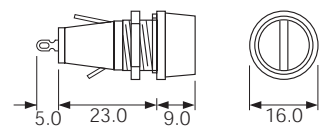
DIMENSIONS (mm)

0332 (T terminal shown)



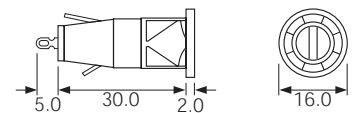
Panel thickness 0.8-4.5mm

0333 (T terminal shown)



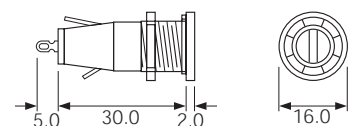
Panel thickness 0.8-4.5mm

0340 (T terminal shown)



Panel thickness 0.8-2.0mm

0341 (T terminal shown)



Panel thickness 0.8-4.5mm

Fuseholders 6 x 30 mm (1¼" x ¼")



16A 250Vac (max fuse rating*) T-55 to T+70 (ambient)
 Maximum dissipation wattage: 2.5W
 UL 94V2 UL file E92075 CSA file LR44770

These products comply with safety category PC2

*Users should be aware of the de-rating factors published by specialist manufacturers of fuses

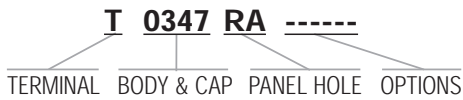
Fuseholders with in-line termination have combination (4.8 / 6.3) terminals. It has not been possible to show both views here. Units with right angle terminals have user specified end terminals and combination mid-body terminals



M873
Cover for C & T terminals



A0035 00
In-line 6 x 30 1¼ x ¼ fuseholder
Call factory for rating details



TERMINAL
<p>C</p> <p>6.3 x 0.8</p>
<p>D</p> <p>6.3 x 0.8 Right angle</p>
<p>T</p> <p>4.8 x 0.8 Solder</p>
<p>U</p> <p>4.8 x 0.8 Right angle solder</p>

BODY AND CAP
<p>0345 (C terminal shown)</p> <p>© N F UL</p>
<p>0345 (D terminal shown)</p> <p>© N F UL</p>
<p>0347 (T terminal shown)</p> <p>© N F UL</p>
<p>0347 (U terminal shown)</p> <p>© N F UL</p>

PANEL HOLE
<p>RA</p> <p>2.5 17.3 17.4 16.0/16.1</p> <p>Panel thickness 0.8 - 2.0mm for snap-in 0.8 - 4.5mm for nut fixing</p>
<p>RD</p> <p>15.0 15.1 16.0/16.1</p> <p>Panel thickness 0.8 - 2.0mm for snap-in 0.8 - 4.5mm for nut fixing</p>

DIMENSIONS (mm)

