

Indicator Lights

Neon, LED and Filament Lamp



Key Features

- Neon, LED, mains LED or filament lamp
- Bezel sizes from 6.7 to 16.3mm diameter
- Red, amber, green, blue and clear lenses
- Red, yellow, green, blue and white LEDs
- Wide choice of styles

Colours and voltages:



Available with Red, Amber, Green or Clear lenses
100/130V (marked 110V), 200/250V (marked 230V)



Red, Yellow, Green, Blue, White
2.0/2.2V Resistors for other voltages available.



Red, Yellow, Green, Blue, White
110-230V ac operation.



Available with Red, Amber, Green, Clear or Blue lenses
6V, 12/14V, 24/28V.



ELECTROUSTIC
DISTRIBUTION OF CONNECTIVITY SOLUTIONS

Terminal	Type	Sealed	Illumination	Colour	Voltage	Options
B 2.8 L	(B) 0566 A 	6.0 2.0 max page 6		Neon & Filament	1 LED Resistor	C Chrome Bezel Finish
				R Red	2 125V Neon	
				A Amber	3 250V Neon	
B 2.8 L	(B) 0566 B 	6.0 2.0 max page 6		G Green	4 6Vdc LED	
				B Blue (Special Order)	5 12Vdc LED	
B 2.8 L	(B) 0566 C 	6.0 2.0max page 6		C Clear	6 24Vdc LED	
				R Red	7 12/14V Filament	
C 6.3	(C) 0145 AA 	5.8 3.0max page 6		LED	8 24/ 28V Filament	
L W	(L) 1041 OO 	6.3 6.3max page 6		Y Yellow	9 125/250Vac LED	
				G Green	B Blue	
L W	(L) 1045 OO 	6.3 10.0max page 6				

Indicator Lights

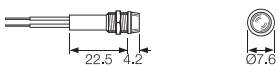
Neon, LED and Filament Lamp



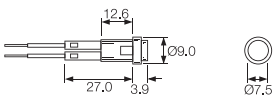
Terminal	Type	Sealed	Illumination	Colour	Voltage	Options
L W	(L) 0245 OO 	7.1 6.3 max page 6		Neon & Filament R Red	1 LED Resistor	C Chrome Bezel Finish
L	L 2950 OO 	8.0 0.8-1.6 page 6		A Amber	2 125V Neon	
L C 6.3	(L) 0195 BB 	8.0 0.8-3.0 page 6		G Green	3 250V Neon	
L	L 2951 OO 	8.0 0.8-1.6 page 6		B Blue (Special Order)	4 6Vdc LED	
L H 4.8	H) 0568 A(*) 	8.0 0.8-3.5 page 6		C Clear	5 12Vdc LED	
L H 4.8	(H) 0568 B(*) 	8.0 0.8-3.5 page 6		6 24Vdc LED		
L H 4.8	(H) 0568 B(*) 	8.0 0.8-3.5 page 6		LED R Red	7 12/14V Filament	
				Y Yellow	8 24/ 28V Filament	
				G Green	9 125/250Vac LED	
				B Blue		

Dimensions

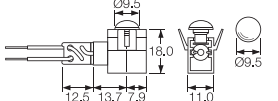
(B) 0566 A



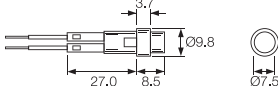
(B) 0566 B



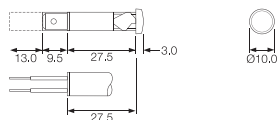
(B) 0566 C



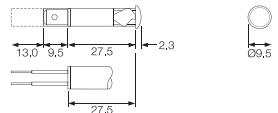
(C) 0145 AA



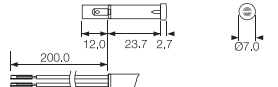
(L) 1041 OO



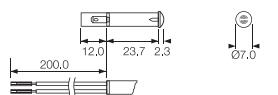
(L) 1045 OO



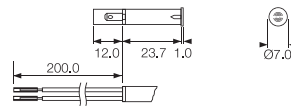
(L) 0245 OO



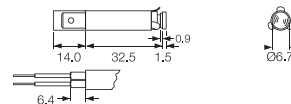
L 2950 OO



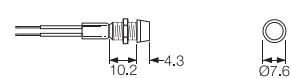
(L) 0195 BB



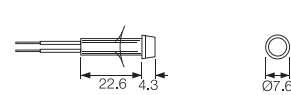
H) 0568 A(*)



L 2951 OO



(H) 0568 B(*)



Indicator Lights

Neon, LED and Filament Lamp



Key Features

- Neon, LED, mains LED or filament lamp
- Bezel sizes from 6.7 to 16.3mm diameter
- Red, amber, green, blue and clear lenses
- Red, yellow, green, blue and white LEDs
- Wide choice of styles

Colours and voltages:



Available with Red, Amber, Green or Clear lenses
100/130V (marked 110V),
200/250V (marked 230V)



Red, Yellow, Green, Blue, White
2.0/2.2V
Resistors for other voltages available.



Red, Yellow, Green, Blue, White
110-230V ac operation.



Available with Red, Amber, Green, Clear or Blue lenses
6V, 12/14V, 24/28V.

Terminal	Type	Illumination	Colour	Voltage	Options	Panel	Approval
L	(L) 0569 AW		Neon & Filament	1 LED Resistor	C Chrome Bezel Finish	9.0 0.8-2.5 Call sales	
			R Red	2 125V Neon			
L K 2.8 H 4.8 C 6.3	(C) 0273 OO		A Amber	3 250V Neon	C	9.0 2.0 max page 6	
			G Green	4 6Vdc LED			
			B Blue (Special Order)	5 12Vdc LED			
			C Clear	6 24Vdc LED			
L K 2.8 H 4.8 C 6.3	(C) 0276 AA		R Red	7 12/14V Filament	C	9.5 0.8-2.8 page 6	
			Y Yellow	8 24/ 28V Filament			
			G Green	9 125/250Vac LED			
L K 2.8 H 4.8 C 6.3	(C) 0275 OO		R Red	C	10.0 11.5 max page 6		
			Y Yellow				
			B Blue				

Indicator Lights

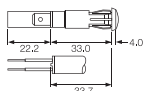
Neon, LED and Filament Lamp



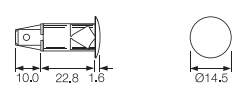
Terminal	Type	Illumination	Colour	Voltage	Options	Panel	Approval
L K 2.8 H 4.8 C 6.3	(C) 0276 OO 		Neon & Filament	1	C Chrome Bezel Finish	10.0 2.8 max page 6	
			R Red	LED Resistor			
			A Amber	125V Neon			
			G Green	2 250V Neon			
			B Blue (Special Order)	3 6Vdc LED			
			C Clear	4 12Vdc LED			
			R Red	5 24Vdc LED			
			Y Yellow	6 12/14V Filament			
			G Green	7 24/ 28V Filament			
L K 2.8 H 4.8 C 6.3	(C) 0277 OO 		LED	8	10.0 12 max page 6		
			R Red	12Vdc LED			
			Y Yellow	24Vdc LED			
			G Green	12/14V Filament			
			B Blue	24/ 28V Filament			
			C Clear	12Vdc LED			
			R Red	12/14V Filament			
			Y Yellow	24/ 28V Filament			
			G Green	12Vdc LED			
L K 2.8 H 4.8 C 6.3	(C) 0273 LL 		LED	9	10.0 0.6-2.0 page 6		
			R Red	12Vdc LED			
			Y Yellow	24Vdc LED			
			G Green	12/14V Filament			
			B Blue	24/ 28V Filament			
			C Clear	12Vdc LED			
			R Red	12/14V Filament			
			Y Yellow	24/ 28V Filament			
			G Green	12Vdc LED			
L K 2.8 H 4.8 C 6.3	(C) 2820 OO 		LED	10	12.0 0.75-2.0 page 6		
			R Red	12Vdc LED			
			Y Yellow	24Vdc LED			
			G Green	12/14V Filament			
			B Blue	24/ 28V Filament			
			C Clear	12Vdc LED			
			R Red	12/14V Filament			
			Y Yellow	24/ 28V Filament			
			G Green	12Vdc LED			
L K 2.8 H 4.8 C 6.3	(C) 2821 OO 		LED	11	12.0 or 12.7 ø12.0 = 0.8-2.5 ø12.7 = 1.1-2.5 page 6		
			R Red	12Vdc LED			
			Y Yellow	24Vdc LED			
			G Green	12/14V Filament			
			B Blue	24/ 28V Filament			
			C Clear	12Vdc LED			
			R Red	12/14V Filament			
			Y Yellow	24/ 28V Filament			
			G Green	12Vdc LED			
L K 2.8 H 4.8 C 6.3	(C) 0586 OO 		LED	12	12.5 0.8-1.5 page 6		
			R Red	12Vdc LED			
			Y Yellow	24Vdc LED			
			G Green	12/14V Filament			
			B Blue	24/ 28V Filament			
			C Clear	12Vdc LED			
			R Red	12/14V Filament			
			Y Yellow	24/ 28V Filament			
			G Green	12Vdc LED			

Dimensions

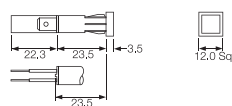
(L) 0569 AW



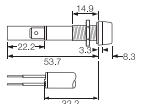
(C) 0275 OO



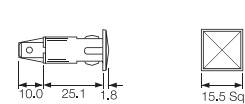
(C) 0273 LL



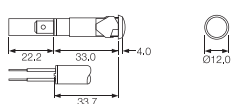
(C) 0273 OO



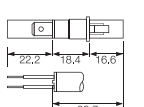
(C) 0275 OO



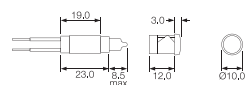
(C) 2820 OO



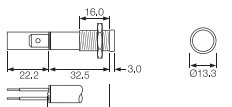
(C) 0278 OO



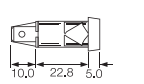
(C) 0276 OO



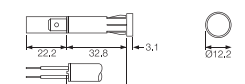
(C) 2821 OO



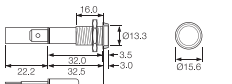
(C) 0276 AA



(C) 0277 OO



(C) 0586 OO



Indicator Lights

Neon, LED and Filament Lamp



Key Features

- Neon, LED, mains LED or filament lamp
- Bezel sizes from 6.7 to 16.3mm diameter
- Red, amber, green and clear lenses
- Red, yellow, green, blue and white LEDs
- Wide choice of styles

Colours and voltages:



Available with Red, Amber, Green or Clear lenses
100/130V (marked 110V),
200/250V (marked 230V)





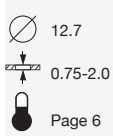



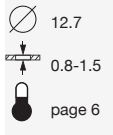



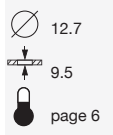



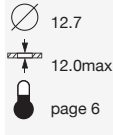



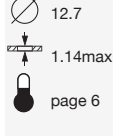


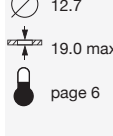

Red, Yellow, Green, Blue, White
2.0/2.2V Resistors for other voltages available.



Red, Yellow, Green, Blue, White
110-230V ac operation.





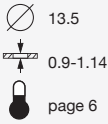



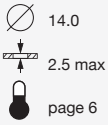



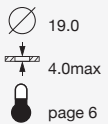

Available with Red, Amber, Green, Clear or Blue lenses
6V, 12/14V, 24/28V.

Terminal	Type	Illumination	Colour	Voltage	Options	Panel	Approval
L K 2.8 H 4.8 C 6.3	(C) 2870 OO 		Neon & Filament	1 LED Resistor	C Chrome Bezel Finish	 12.7 0.75-2.0 Page 6	
			R Red	2 125V Neon			
L K 2.8 H 4.8 C 6.3	(C) 0589 OO 		A Amber	3 250V Neon	 12.7 0.8-1.5 page 6		
			G Green	4 6Vdc LED			
L	L 0081 OO 		B Blue (Special Order)	5 12Vdc LED	 12.7 9.5 page 6		
K 2.8 H 4.8 C 6.3	(C) 0177 OO 		C Clear	6 24Vdc LED			
			LED	7 12/14V Filament	 12.7 12.0max page 6		
L K 2.8 H 4.8 C 6.3	(C) 0067 OO 		R Red	8 24/ 28V Filament			 12.7 1.14max page 6
			Y Yellow	9 125/250Vac LED			
L C 6.3	(C) 0180AA 		G Green		 12.7 19.0 max page 6		
			B Blue				

Indicator Lights

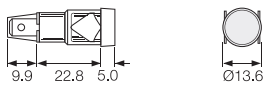
Neon, LED and Filament Lamp



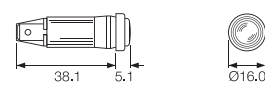
Terminal	Type	Illumination	Colour	Voltage	Options	Panel	Approval
L C 6.3	(C) 0180BB 		Neon & Filament	1 LED Resistor	C Chrome Bezel Finish	 13.5 0.9-1.14 page 6	
			R Red	2 125V Neon			
L K 2.8 H 4.8 C 6.3	(C) 0579 OO 		Amber	3 250V Neon	C Chrome Bezel Finish	 14.0 2.5 max page 6	
			G Green	4 6Vdc LED			
C 6.3	(C) 1092 		Blue (Special Order)	5 12Vdc LED	C Chrome Bezel Finish	 19.0 4.0max page 6	
			Clear	6 24Vdc LED			
			LED	7 12/14V Filament			
			R Red	8 24/ 28V Filament			
			Y Yellow	9 125/250Vac LED			
			G Green				
			B Blue				

Dimensions

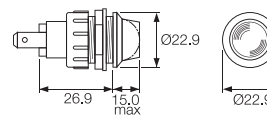
(C) 2870 OO



(C) 0067 OO



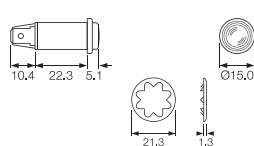
(C) 1092



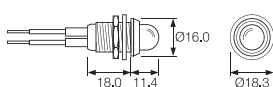
(C) 0589 OO



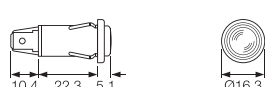
(C) 0180AA



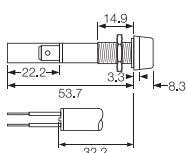
L 0081 OO



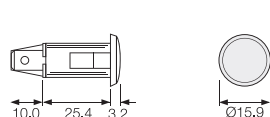
(C) 0180BB



(C) 0177 OO



(C) 0579 OO



Indicator Lights

Neon, LED and Filament Lamp



Key Features

- Neon, LED, mains LED or filament lamp
- Bezel sizes from 6.7 to 16.3mm diameter
- Red, amber, green and clear lenses
- Red, yellow, green, blue and white LEDs
- Wide choice of styles

Colours and voltages:



Available with Red, Amber, Green or Clear lenses
100/130V (marked 110V),
200/250V (marked 230V)





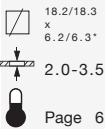



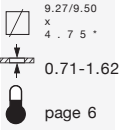









Red, Yellow, Green, Blue, White
2.0/2.2V
Resistors for other voltages available.



Red, Yellow, Green, Blue, White
110-230V ac operation.

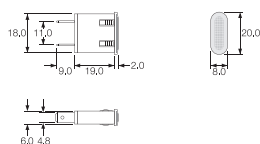


Available with Red, Amber, Green, Clear or Blue lenses
6V, 12/14V, 24/28V.

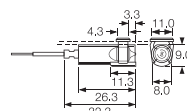
Terminal	Type	Illumination	Colour	Voltage	Options	Panel	Approval
H 4.8	H 0581 AY 		Neon & Filament	1 LED Resistor	C Chrome Bezel Finish	 Page 6	
			R Red	2 125V Neon			
			A Amber	3 250V Neon			
			G Green	4 6Vdc LED			
			B Blue (Special Order)	5 12Vdc LED			
			C Clear	6 LED 24Vdc LED			
			R Red	7 12/14V Filament			
			Y Yellow	8 24/ 28V Filament			
			G Green	9 125/250Vac LED			
L	L 0234 OO 		G Green	3 250V Neon	C Chrome Bezel Finish	 page 6	
			B Blue (Special Order)	4 6Vdc LED			
			C Clear	5 12Vdc LED			
L	L 0233 OO 		C Clear	5 12Vdc LED	C Chrome Bezel Finish	 page 6	
			R Red	6 LED 24Vdc LED			
			Y Yellow	7 12/14V Filament			
L	L 0233 OO 		Y Yellow	8 24/ 28V Filament	C Chrome Bezel Finish	 page 6	
			G Green	9 125/250Vac LED			
			B Blue				

Dimensions

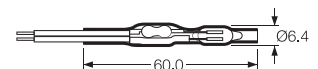
H 0581 AY



L 0234 OO



L 0233 OO



Neon tube, resistor and flexible lead assembly, protected by "shrunk on" transparent sleeving.

Indicator Lights

To match 8500, 8600, R13, 1500, 1550, 5500, 8300 and 7000 switches



Key Features

- Indicator lights
- Neon or filament lamp
- Bezel sizes from 6.7 to 16.3mm diameter
- Red, amber green and clear neons
- Red, amber and green filament lamps
- Styles to match rocker and push switches

Colours and voltages:

Neon Available with Red, Amber, Green or Clear lenses
100/130V (marked 110V), 200/250V (marked 230V)

Filament lamp Available with Red, Amber or Green lenses
6V, 12/14V, 24/28V

Terminal	Type	Illumination	Colour	Voltage	Options	Panel					
H 4.8	(C) 0276 OO		Neon & Filament	1 LED Resistor	C Chrome Bezel Finish	Body Code B	Panel Thickness 0.75-1.25 1.25-2.0 2.0-3.0	Cut-out X 19.1/19.2 19.3/19.4 19.7/19.8	Y 12.9/13.0 12.9/13.0 12.9/13.0		
H 4.8	(C) 0277 OO		Amber	3 250V Neon		Body Code B	Panel Thickness 0.75-1.25 1.25-2.0 2.0-3.0	Cut-out X 19.1/19.2 19.3/19.4 19.7/19.8	Y 12.9/13.0 12.9/13.0 12.9/13.0		
T 4.8			Green	4 6Vdc LED							
X 4.8	(C) 0273 LL		Blue (Special Order)	5 12Vdc LED							
H 4.8	(C) 2820 OO		Clear	6 24Vdc LED		Body Code A B L R T	Cut-out Y 12.2/12.3 11.0/11.1 11.0/11.1 14.0/14.1 11.5/11.6	X 27.2/27.3 30.0/30.1 30.0/30.1 28.5/28.6 28.5/28.6	Flange Y 14.0 14.0 14.0 17.0 14.0	X 30.2 33.4 31.9 31.5 30.2	
C 6.3	(C) 2821 OO		Red	8 24/ 28V Filament		Body Code A B L R T	Cut-out Y 22.3/22.4 22.1/22.2 22.1/22.2 23.0/25.4 22.3/22.4	X 27.2/27.3 30.0/30.1 30.0/30.1 28.4/28.5 24.5/28.5	Flange Y 25.0 25.0 25.0 28.9 25.0	X 30.2 33.4 32.0 33.2 30.2	
H 4.8	(C) 0586 OO		Green	9 125/250 Vac LED		Body Code H	Cut-out Y 25.0/25.2	Flange X Ø28.0			
K 2.8			Yellow	7 12/14V Filament							
T U											

Approvals






- (C) 0276 OO (C) 2821 OO
- (C) 0277 OO (C) 0586 OO
- (C) 2820 OO

Key Features

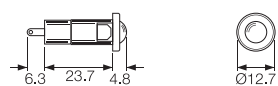
- ⬡ Up to 50V
- ⬡ Red, Amber, Green, Blue and Clear
- ⬡ Linestra/Philinea lamp holder

Colours and voltages:

These lampholders are suitable for up to 50V max. Bulbs will be supplied (dependent on order quantity) if a voltage is specified.
Colours - Red, Amber, Green, (Clear & Blue, check availability).

Terminal	Type	Sealed	Illumination	Colour	Voltage	Options	Panel
T	T0061 OO (LES) 	S Sealed	N Neon	Neon & Filament R Red	1 LED Resistor	C Chrome Bezel Finish	⊘ 9.5 ↓ 0.9-1.14 ⬢ T85
C	(C) 0277 OO 		L DC LED	Amber A	2 125V Neon		⊘ 12.7 ↓ 1.14max ⬢ T85
T 6.3	(C) 0273 LL 		M Mains AC LED	Green G	3 250V Neon		⊘ 12.7 ↓ 1.14max ⬢ T85
T	(C) 2820 OO 		F Mains AC LED	Blue (Special Order) B	4 6Vdc LED		⊘ 12.7 ↓ 9.6max ⬢ T85
S	(C) 2821 OO 			Clear C	5 12Vdc LED		⊘ 12.7 ↓ 9.6max ⬢ T85
				LED R Red	6 24Vdc LED		⊘ 12.7 ↓ 9.6max ⬢ T85
				Yellow Y	7 12/14V Filament		
				Green G	8 24/ 28V Filament		
				Blue B	9 125/250Vac LED		⬢ T85

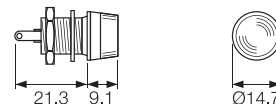
T0061 OO (LES)



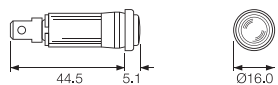
(C) 2820 OO



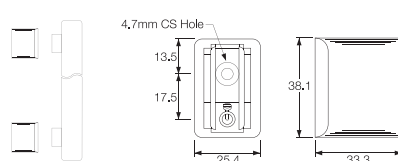
(C) 0273 LL



(C) 0277 OO



(C) 2821 OO





Key Features

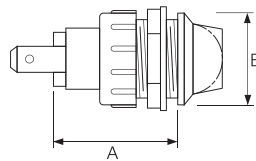
- Up to 50V
- MES or MBC bulb
- Flat and domed lens
- Brass or nylon bodies
- Red, Amber, Green, Blue and Clear lenses

Approvals and specifications

Bulbs will be supplied (dependant on order quantity) if a voltage is specified. These lampholders are suitable for up to 50V max.

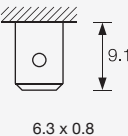

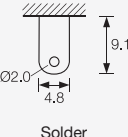

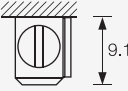
Colours - Red, Amber, Green, (Clear & Blue, check availability).
Brass bodies have polished chrome finish.

Dimensions and Options



F0445 MO
P.V.C. Insulating terminal cover.



Terminal	Type	Sealed	Colour	Bulb Voltage	Options	Panel				Approval	
C  6.3 x 0.8	1090 MES (E10)	S Sealed	R Red	6 6V	C Chrome Bezel Finish	1090 (MES lamps)				F Flat 	
			Y Yellow	12 12V		Panel Hole Dia	Body Material	Dim A	Dim B		
			G Green	24 24V		A	19.0	Brass	35.0		22.0
			B Blue	Max of 50V		D	19.0	Brass	30.2		22.0
T  Solder	1091 MBC (BA9s) (C and S Terminals only)		C Clear			1091 (MBC lamps)				V MES (E10) 	
					Panel Hole Dia	Body Material	Dim A	Dim B			
					B	19.0	Brass	36.0	22.0		
					C	19.0	Nylon	36.6	22.0		
S  Screw and Clamp						Q	19.0	Nylon (Chrome twin)	36.6	22.8	L No lens
					M	25.4	Brass	38.1	31.5		

LED Lamps and LED Lampholders

LED Lampholders can be supplied with or without LEDs



Key Features

- ⬡ LED lampholders
- ⬡ Supplied with or without LEDs
- ⬡ Black or Chrome finish

Colours and voltages:

Colours: Red, Yellow, Green and Blue LEDs
(High Intensity is standard. Option of extra super bright).

Voltages: LEDs are available for direct connection to 2.0/2.2V or 12Vdc

For other voltages contact sales.

Terminal	Type	Sealed	Body Colour	LED Colour	Voltage	Panel Cutout	Approval	Dimensions
W LED fitted A LED not fitted L LED & Wires fitted	(W) 1047 OO 	S Sealed	B Black	R Red	1 LED Resistor	 6.3 6.3max T85		 12.7 14.5 +/- 0.36 1.5 Ø7.6
W LED fitted A LED not fitted L LED & Wires fitted	(L) 1048 OO 		Blank	Y Red	4 6Vdc LED			
W LED fitted A LED not fitted L LED & Wires fitted	(L) 1048 OO 			G Green	5 12Vdc LED			
W LED fitted A LED not fitted L LED & Wires fitted	(L) 1048 OO 			B Blue	6 24Vdc LED	 8.0 5.5max T85		 10.0 14.5 2.0 Ø9.5
W LED fitted A LED not fitted L LED & Wires fitted	(W) 1050 OO 					 8.0 7.0max T85		 12.4 16.9 2.9 Ø10.0
W LED fitted L LED & Wires fitted	(L) 1035 OA 					 4.5 0.9-1.6 T85		 4.30 20.0 1.0 200.0 1.50 5.08
W LED fitted L LED & Wires fitted	(L) 1036 OA 					 6.0 0.9-1.6 T85		 5.85 20.0 1.0 200.0 4.0 7.9
W LED fitted L LED & Wires fitted	(L) 1037 OA 					 6.35 0.9-1.6 T85		 6.15 20.0 1.0 200.0 4.0 7.9

LED Lamps and LED Lampholders

Sealed to IP67








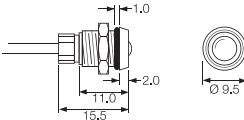




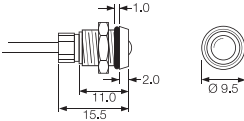








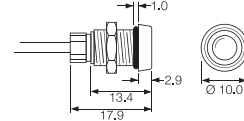






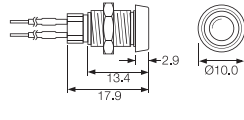

Key Features

- ⊞ IP67 front bezel sealing
- ⊞ LED lampholders
- ⊞ Supplied with or without LEDs
- ⊞ Black or Chrome finish

Colours and voltages:

Colours:
Red, Yellow Green and Blue LEDs.
(High Intensity is standard. Option of extra super bright).

Voltages:
LEDs are available for direct connection to 2.0/2.2V or 12Vdc.
For other voltages contact sales.

Terminal	Type	Sealed	Body Colour	LED Colour	Voltage	Panel	Approvals	Dimensions
W LED fitted 	(W) 1047 OO 	S Sealed	B Black	R Red	1 LED Resistor	 8.0  5.5 max		(W) 1047 OO 
				Y Red	4 6Vdc LED	 T85		
A LED not fitted			- Blank	G Green	5 12Vdc LED	 8.0  5.5max		(L) 1048 OO 
				B Blue	6 24Vdc LED	 T85		
L LED & Wires fitted 	(L) 1048 OO 							
W LED fitted 	(W) 1050 OO 					 8.0  7.0max		(W) 1050 OO 
						 T85		
A LED not fitted								
L LED & Wires fitted 	(W) 1050 OO 					 8.0  7.0max		(W) 1050 OO 
						 T85		

Properties

Sealing
O-ring sealing equivalent to IP67, of both the LED to bezel, and bezel to panel is available where shown.

Polarity
The nylon base mouldings are polarity marked.

Body Material and Finish
Chromed brass or Black oxide coated brass.

Lampholders only
Items prefixed 'A' are supplied without LEDs.

LED wires or PVC covered wire leads
125mm min length wires, 6.3mm standard strip.
Alternative colours, length and strip available.

Indicator Lights - Sealed to IP67



Key Features

- IP67 Panel Sealing
- Supplied complete with gaskets/'O' rings
- Neon, LED, mains LED or filament lamp
- Bezel sizes from 7.6 to 22.9mm diameter
- Red, amber, green, blue and clear lenses
- Red, yellow, green, blue and white LEDs
- Wide choice of styles

Colours and voltages:



Available with Red, Amber, Green or Clear lenses
100/130V (marked 110V),
200/250V (marked 230V)

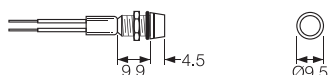
Red, Yellow, Green, Blue, White
2.0/2.2V Resistors for other voltages available.

Red, Yellow, Green, Blue, White
110-230V ac operation.

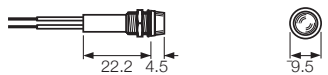
Available with Red, Amber, Green, Clear or Blue lenses
6V, 12/14V, 24/28V.

Terminal	Type	Sealed	Illumination	Colour	Voltage	Option	Panel Cutout	Approval
L	(L) 1041 OS 	S Sealed	 	R Red A Amber	1 LED Resistor 2 125V Neon	C Chrome Bezel Finish	6.3 5.3max	
L	(L) 0245 OS 		 	G Green B Blue (Special)	3 250V Neon		7.1 4.6max	
L C 6.3 K 2.8 H 4.8	(C) 0275 OS 		 	C Clear	4 6Vdc LED 5 12Vdc LED		10.0 11.15max	
L C 6.3 K 2.8 H 4.8	(C) 0277 OS 		 	LED R Red	6 24Vdc LED		10.0 11.15max	
L 6.3 C 4.8 K 2.8 H	(C) 0177 OS 		 	Y Yellow G Green	7 12/14V Filament 8 24/ 28V Filament		12.7 11.15max	
L 6.3	(C) 1092 FFS 		 	B Blue W White	9 125/250Vac LED		19.0 4.0 max	

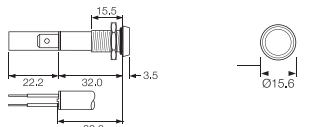
(L) 1041 OS



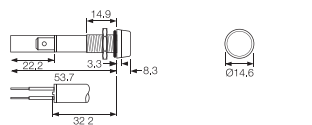
(L) 0245 OS



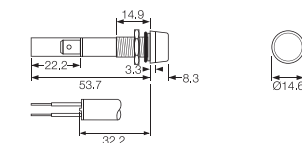
(C) 0275 OS



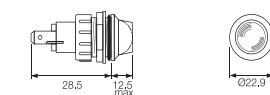
(C) 0277 OS



(C) 0177 OS



(C) 1092 FFS





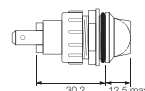





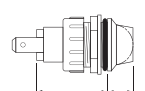





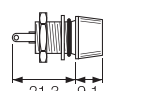




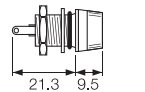



Key Features

- ⊖ IP67 Panel Sealing
- ⊖ Supplied complete with gaskets/'O' rings
- ⊖ Neon, LED, mains LED or filament lamp
- ⊖ Bezel sizes from 7.6 to 22.9mm diameter
- ⊖ Red, amber, green, blue and clear lenses
- ⊖ Red, yellow, green, blue and white LEDs

Colours and voltages:

These lampholders are suitable for up to 50V max. Bulbs will be supplied (dependent on order quantity) if a voltage is specified. Colours - Red, Amber, Green, (Clear & Blue, check availability).

Terminal	Type	Sealed	Colour	Bulb Voltage	Options	Panel	Approvals	Dimensions
C 6.3 	C1090 FPS (MES) 	S Sealed	R Red	6 6V	C Chrome Bezel Finish	 19.0		
			A Amber	12 12V		 4.0max		
C 6.3 	C1091 FQS (MBC) 		G Green	24 24V		 7.1		
			B Blue (Special)			 4.6max		
T 	T0062 AOS (Midget flange) Chrome bezel T0063 AOS (LES) Chrome bezel 		C Clear			 10.0		
T 	T0062 MOS (LES & Midget flange) T0063 MOS (LES) 					 10.0		
						 11.15max		

F0445 MO
P.V.C. Insulating terminal cover.
For use with C1090 & C1091



Terms and Conditions of Sale

All orders are accepted subject to our Standard Terms & Conditions. Copies of these are available:
www.elektron-technology.com/terms/

Health & Safety

Bulgin proprietary components are designed, manufactured, assessed and tested to comply with good commercial quality and engineering standards. They are safe and reliable in use within the vast majority of normal environments. In the interest of safety, application in certain extreme destructive or unsuitable environments must be avoided. The following restrictions are given as guidance:

- External or wet areas (exposed to rain or spray), except where designated "Sealed".
- Atmospheres designated as "explosive", except where designated "Gas Tight" or "Explosion Proof".
- Highly corrosive atmospheres or subject to contamination by corrosive chemicals. (Avoid the use of corrosive acid soldering flux. Use an approved Electrical Grade).
- Atmospheres containing a high density of abrasive dust (mechanically operated components).
- Contamination with Silicone or Silicone Compounds (switches).
- Areas or levels unprotected from severe impact by heavy bodies moving in close proximity - (panel mounted components).
- Extremes of temperatures, beyond the specified limits.
- Electric supply voltage or load current above the published maximum ratings.

General

To ensure electrical safety as far as is reasonably practical, these products should be properly applied, installed and maintained by or under the supervision of competent persons in accordance with good engineering practice.

Dimensions

All dimensions are in millimetres (mm) unless otherwise stated.

The CE Marking Directive

Equipment bearing the CE mark is allowed free circulation throughout Europe. The products in this catalogue, when installed correctly, comply with the CE requirements where it relates to them.

The Low Voltage Directive

The Low Voltage Directive 2006/95/EC seeks to ensure that electrical equipment within certain limits both provides a high level of protection for European citizens and enjoys a single market in the European Union. Where applicable, Bulgin products comply with the requirements of this directive.

RoHS

These European Directives introduced environmental responsibilities for electrical and electronics equipment manufacturers. The RoHS (Restriction of use of certain Hazardous Substances) regulation (Directive 2002/95/EC) came into force July 2006. The WEEE (Waste Electrical and Electronic Equipment) regulation (Directive 2002/96/EC), came into force January 2007.

The RoHS directive effectively bans the use of certain chemicals, these are defined as:

- Lead
- Cadmium
- Mercury
- Hexavalent Chromium
- Polybrominated Biphenyl (PBB) - flame retardant
- Polybrominated Diphenyl Ether (PBDE) - flame retardant (including Deca BDE)

Action has been taken to ensure all standard products meet the requirements of this directive. All packing carries RoHS compliance information as conformation.

REACH

REACH (Registration, Evaluation, Authorisation and Restriction of Chemicals) is the new system for controlling chemicals in Europe and became law in the UK on 1 June 2007. Elektron Technology as a manufacturer of articles, are reliant on our supply chain to ensure that the substances/articles we use, are in compliance with the EC1907/2006, REACH Regulations.

Our articles and their packaging, based on our knowledge at this point, do not contain any of the 15 substances on the SVHC Candidate List, dated 28th October 2008, nor any of the 14 substances added to the SVHC Candidate List, dated 13th January 2010, nor Acrylamide added to the SVHC Candidate List, dated 30th March 2010, according to article 59 (1, 10) of Regulation (EC) No. 1907/2006 (REACH), in a concentration above 0.1% weight by weight.

If this situation changes we confirm that this information will be passed through the supply chain in a timely manner.