




Product information
RKMWV/LED - RKMWV/LED A 3-224/10 M
14006

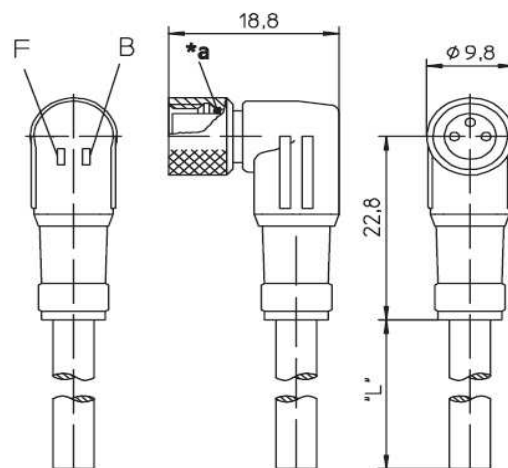
Name	
	RKMWV/LED
	
	Cordsets, single-ended, for actuator/sensors and distribution boxes, M8 female connector, angled, with self-locking threaded joint and molded cable, LED operation and function indicator (pnp), 3 poles, PUR jacket, halogen free, black, 10 meters.
Delivery informations	
Availability	available
Product description	
Type	RKMWV/LED A 3-224/10 M
Order No.	14006
Description	Cordsets, single-ended, for actuator/sensors and distribution boxes, M8 female connector, angled, with self-locking threaded joint and molded cable, LED operation and function indicator (pnp), 3 poles, PUR jacket, halogen free, black, 10 meters.
Note	The application of these products in harsh environments should always be checked before use.
Number of contacts	3
Color of housing	black translucent
Product characteristics	Vibration resistance, Drag chains, Oil resistance
Classification	
Belden brand	Lumberg-Automation
Mechanical data	
Type of plug-in contact	Female connector
Design of housing	angled
Thread	M8
Design of electrical connection	connector M8
LED display present	✓
Environmental conditions	
Environmental temperature	-40 °C ... 90 °C
Degree of protection (IP), mounted	IP67 / IP69K
Pollution degree	3
Materials	
Housing material / Molded body	TPU
Contact bearer material	PA/TPU
Contact material	CuZn
Contact material - Surface refinement	pre-nickel and 0.8 microns gold-plated
Knurled screw / nut material	CuZn, nickel-plated
Sealing material	FKM
Electrical data	
Contact resistance	≤ 5 mΩ
Rated current I _n	4 A at 40°C
Nominal voltage	10 - 30 V DC
Rated voltage	32 V
Insulation resistance	> 1 GΩ
Approvals	
Approvals	UL
Cable	
Cable length	10 m
Cable number	224

The information published has been compiled as carefully as possible. It is subject to alteration without notice in technical as well as in price related/commercial respect.

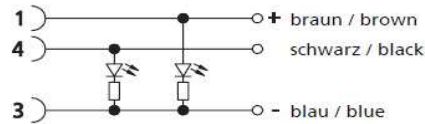


Cable description	Cable for sensors and actuators
Color of jacket	black
Material of outer jacket	PUR
Without halogens as in EN 50267-2-3	✓
shielded	✗
welding spark proof	✗
Outer diameter of the cable	4.3 mm
Number of conductors	3
Cable design	3 x 0.34 mm ²
Conductor design	43 x 0.10 mm
Flame resistant according to standard	yes

[Picture](#)
Drawing



A pnp-Schließer /
pnp Normally open =
gelb-grün / yellow-green



3-polig
3 poles



1 = braun / brown
3 = blau / blue
4 = schwarz / black