




**Product information**  
**RKMW/LED - RKMW/LED A 3-224/2 M**  
**40536**

Name	
RKMW/LED	
	
Cordsets, single-ended, for actuator/sensors and distribution boxes, M8 female right angle connector, with snap-in joint and molded cable, LED operation and function indicator (pnp), 3 poles, PUR jacket, halogen free, black, 2 meters.	
Delivery informations	
Availability	available
Product description	
Type	RKMW/LED A 3-224/2 M
Order No.	40536
Description	Cordsets, single-ended, for actuator/sensors and distribution boxes, M8 female right angle connector, with snap-in joint and molded cable, LED operation and function indicator (pnp), 3 poles, PUR jacket, halogen free, black, 2 meters.
Note	The application of these products in harsh environments should always be checked before use.
Number of contacts	3
Color of housing	black translucent
Product characteristics	Drag chains, Oil resistance
Classification	
Belden brand	Lumberg-Automation
Mechanical data	
Type of plug-in contact	Female connector
Design of housing	angled
Thread	M8
Design of electrical connection	connector M8
LED display present	✓
Environmental conditions	
Environmental temperature	-40 °C ... 90 °C
Degree of protection (IP), mounted	IP65
Pollution degree	3
Materials	
Housing material / Molded body	TPU
Contact bearer material	PA/TPU
Contact material	CuZn
Contact material - Surface refinement	pre-nickeled and 0.8 microns gold-plated
Electrical data	
Contact resistance	≤ 5 mΩ
Rated current In	4 A at 40°C
Nominal voltage	10 - 30 V DC
Rated voltage	32 V
Test voltage	1.5 kV eff./60 s
Insulation resistance	> 1 GΩ
Approvals	
Approvals	UL
Cable	
Cable length	2 m
Cable number	224
Cable description	Cable for sensors and actuators

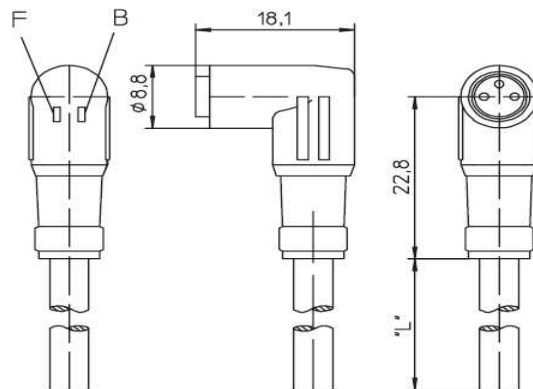
The information published has been compiled as carefully as possible. It is subject to alteration without notice in technical as well as in price related/commercial respect.



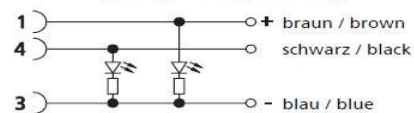
Color of jacket	black
Material of outer jacket	PUR
Without halogens as in EN 50267-2-3	✓
shielded	✗
welding spark proof	✗
Outer diameter of the cable	4.3 mm
Number of conductors	3
Cable design	3 x 0.34 mm <sup>2</sup>
Conductor design	43 x 0.10 mm
Flame resistant according to standard	yes

[Picture](#)

Drawing



**A** pnp-Schließer /  
pnp Normally open =  
gelb-grün / yellow-green



**3-polig**  
**3 poles**



1 = braun / brown  
3 = blau / blue  
4 = schwarz / black