

RAD-DOR4-IFS - I/O extension module



2901536

<https://www.phoenixcontact.com/gb/products/2901536>

Please be informed that the data shown in this PDF document is generated from our online catalog. Please find the complete data in the user documentation. Our general terms of use for downloads are valid.



Radioline - I/O extension module, 4 digital relay outputs (5 A, 250 V AC/DC)

Your advantages

- Easy startup via thumbwheel
- Channel-to-channel electrical isolation
- Extended temperature range of -40 °C ... +70 °C
- Easy module replacement even during operation (hot swap)
- Digital wide range outputs (0 ... 250 V AC/DC)
- Approved for use in zone 2

Commercial data

Item number	2901536
Packing unit	1 pc
Minimum order quantity	1 pc
Sales key	DNC61D
Product key	DNC61D
Catalog page	Page 381 (C-6-2019)
GTIN	4046356610483
Weight per piece (including packing)	180.75 g
Weight per piece (excluding packing)	130.21 g
Customs tariff number	85177900
Country of origin	DE

RAD-DOR4-IFS - I/O extension module

2901536

<https://www.phoenixcontact.com/gb/products/2901536>



Set consists of

ME 17,5 TBUS 1,5/ 5-ST-3,81 GN - DIN rail bus connectors

2709561

<https://www.phoenixcontact.com/gb/products/2709561>

DIN rail connector for DIN rail mounting. Universal for TBUS housing. Gold-plated contacts, 5-pos.



RAD-DOR4-IFS - I/O extension module



2901536

<https://www.phoenixcontact.com/gb/products/2901536>

Technical data

Product properties

Product type	Extension module
MTTF	1087 Years (SN 29500 standard, temperature 25°C, operating cycle 21%)
	523 Years (SN 29500 standard, temperature 40°C, operating cycle 34.25%)
	204 Years (SN 29500 standard, temperature 40°C, operating cycle 100%)

Insulation characteristics

Overvoltage category	II
Degree of pollution	2

Electrical properties

Electrical isolation	300 V (Rated insulation voltage (in each case between the digital outputs // TBUS supply, reinforced insulation in accordance with EN/IEC 61010))
	300 V (Rated insulation voltage (to adjacent devices, basic insulation in accordance with EN/IEC 61010))
Test voltage for digital I/Os	2.5 kV AC (50 Hz, 1 min.)
Maximum power dissipation for nominal condition	1.32 W
Transient surge protection	Yes

Supply

Supply voltage range	19.2 V DC ... 30.5 V DC (DIN rail connector)
Max. current consumption	≤ 55 mA (At 24 V DC, at 25°C)

Output data

Digital

Output name	Relay output
Number of outputs	4
Contact switching type	Changeover contact
Contact material	AgSnO ₂
Maximum switching voltage	250 V AC/DC
Min. switching current	≥ 10 mA
Max. switching current	5 A (250 V AC)
	0.168 A (250 V DC)
	5 A (24 V DC)
Mechanical service life	1x 10 ⁷ cycles
Electrical service life	1x 10 ⁵ cycles (At 5 A, 250 V AC, ohmic)
	2x 10 ⁵ cycles (At 2 A, 250 V AC, cosφ 0.4)
	2x 10 ⁵ cycles (At 1 A, 24 V DC, L/R = 48 ms)
Maximum switching frequency	2 Hz
	120 W (24 V DC)

RAD-DOR4-IFS - I/O extension module



2901536

<https://www.phoenixcontact.com/gb/products/2901536>

Switching capacity	120 W (30 V DC)
	20 W (48 V DC)
	18 W (60 V DC)
	22 W (110 V DC)
	40 W (220 V DC)
	42 W (250 V DC)
Behavior of the outputs (adjustable via DIP switch)	Hold / Reset

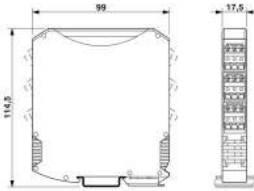
Connection data

Tightening torque	0.5 Nm ... 0.6 Nm
	5 lb _f -in. ... 7 lb _f -in.
Connection method	Screw connection
Stripping length	7 mm
Conductor cross section, rigid min.	0.2 mm ²
Conductor cross section, rigid max.	2.5 mm ²
Conductor cross section flexible min.	0.2 mm ²
Conductor cross section flexible max.	2.5 mm ²
Conductor cross section AWG min.	24
Conductor cross section AWG max.	14

Signaling

Status display	Green LED (supply voltage, PWR)
	Green LED (bus communication, DAT)
	Red LED (periphery error, ERR)
	Yellow LED (digital output, DO1)
	Yellow LED (digital output, DO2)
	Yellow LED (digital output, DO3)
	Yellow LED (digital output, DO4)

Dimensions

Dimensional drawing	
Width	17.5 mm
Height	113 mm
Depth	114.5 mm

Material specifications

Material	PA 6.6-FR
----------	-----------

RAD-DOR4-IFS - I/O extension module



2901536

<https://www.phoenixcontact.com/gb/products/2901536>

Flammability rating according to UL 94	V0
Material	PA 6.6-FR

Environmental and real-life conditions

Ambient conditions

Degree of protection	IP20
Ambient temperature (operation)	-40 °C ... 70 °C (>55°C derating, see technical documentation) -40 °F ... 158 °F (>131°F derating, see technical documentation)
Ambient temperature (storage/transport)	-40 °C ... 85 °C -40 °F ... 185 °F
Altitude	2000 m
Permissible humidity (operation)	20 % ... 85 %
Permissible humidity (storage/transport)	20 % ... 85 %
Shock	16g, 11 ms
Vibration (operation)	in accordance with IEC 60068-2-6: 5g, 10 Hz ... 150 Hz

Approvals

CE

Certificate	CE-compliant
-------------	--------------

UKCA

Certificate	UKCA-compliant
-------------	----------------

ATEX

Identification	⊕ II 3 G Ex ec nC IIC T4 Gc
Certificate	IBExU 15 ATEX B008 X
Note	Please follow the special installation instructions in the documentation!

IECEX

Identification	Ex ec nC IIC T4 Gc
Certificate	IECEX IBE 13.0019X

EAC Ex

Identification	2Ex nA nC IIC T4 Gc X
Certificate	RU C-DE.HB49.B.00033/20

UL, USA/Canada

Identification	508 Listed Class I, Div. 2, Groups A, B, C, D T4A Class I, Zone 2, IIC T4
----------------	---

CCC / China-Ex

Identification	Ex ec nC IIC T4 Gc
Certificate	2022122310115625

KC approval for South Korea

RAD-DOR4-IFS - I/O extension module



2901536

<https://www.phoenixcontact.com/gb/products/2901536>

Certificate	R-R-PCK-2901536
-------------	-----------------

Corrosive gas test

Identification	ISA-S71.04-1985 G3 Harsh Group A
----------------	----------------------------------

EMC data

Noise immunity	EN 61000-6-2
Electromagnetic compatibility	Conformance with EMC Directive 2014/30/EU
Noise emission	EN 61000-6-4

Standards and regulations

Standard designation	EMC Directive 2014/30/EU
Standards/specifications	EN 61000-6-2
Standard designation	EMC Directive 2014/30/EU
Standards/specifications	EN 61000-6-4
Standard designation	Ex Directive (ATEX)
Standards/specifications	EN 60079-0
Standard designation	Ex Directive (ATEX)
Standards/specifications	EN 60079-15

Mounting

Mounting type	DIN rail mounting
Assembly instructions	on standard DIN rail NS 35 in accordance with EN 60715
Mounting position	any

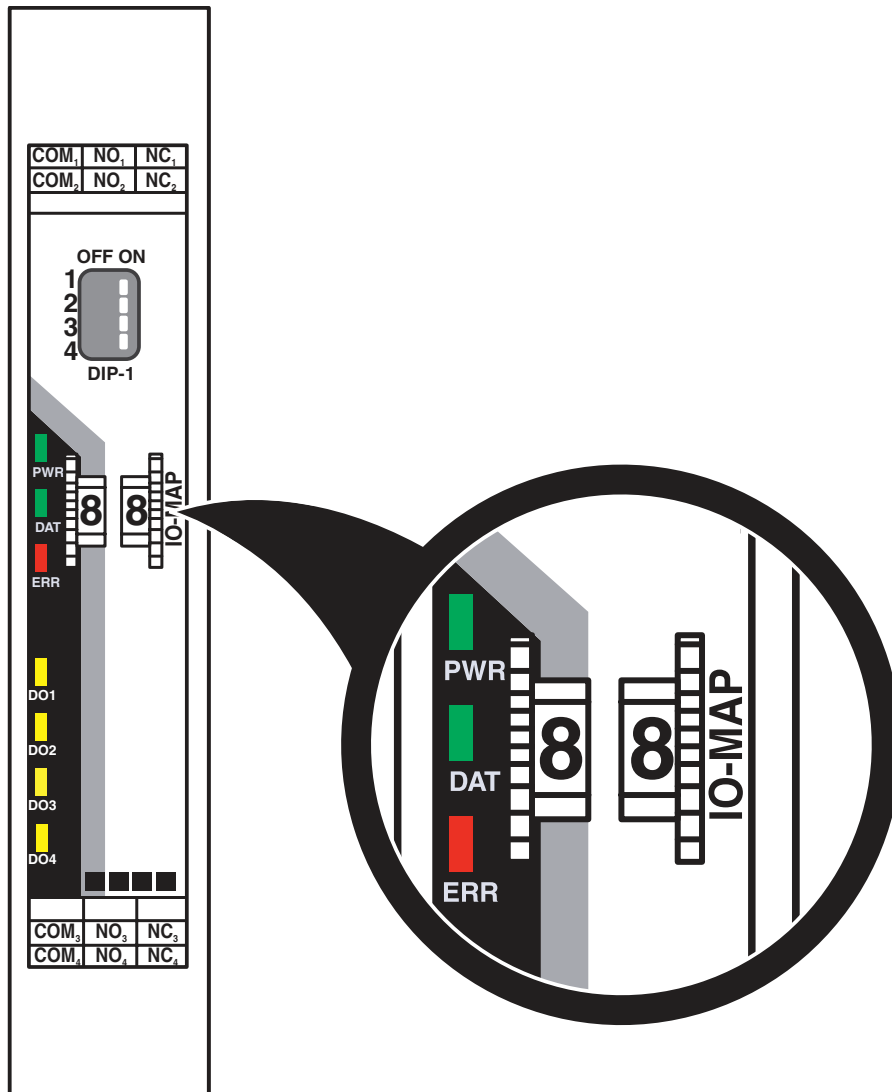
RAD-DOR4-IFS - I/O extension module

2901536

<https://www.phoenixcontact.com/gb/products/2901536>

Drawings

Schematic diagram



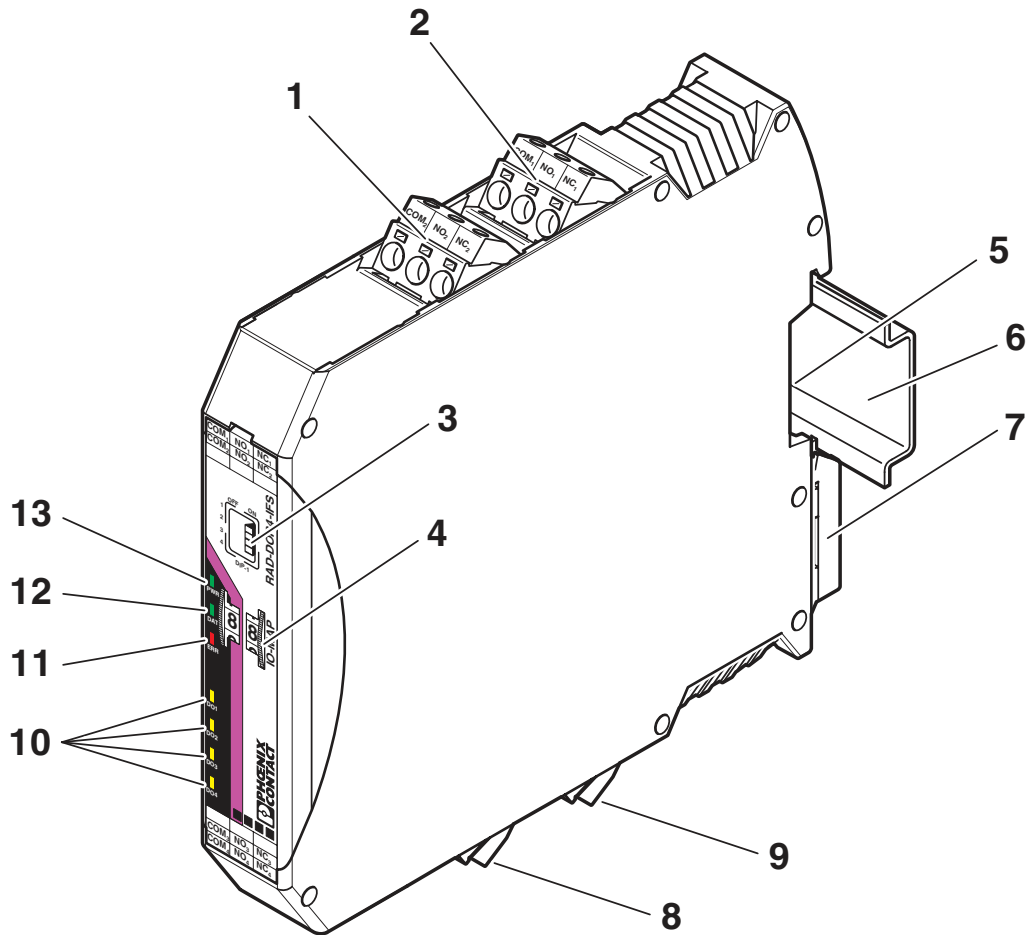
Thumbwheel

RAD-DOR4-IFS - I/O extension module

2901536

<https://www.phoenixcontact.com/gb/products/2901536>

Schematic diagram



Function elements

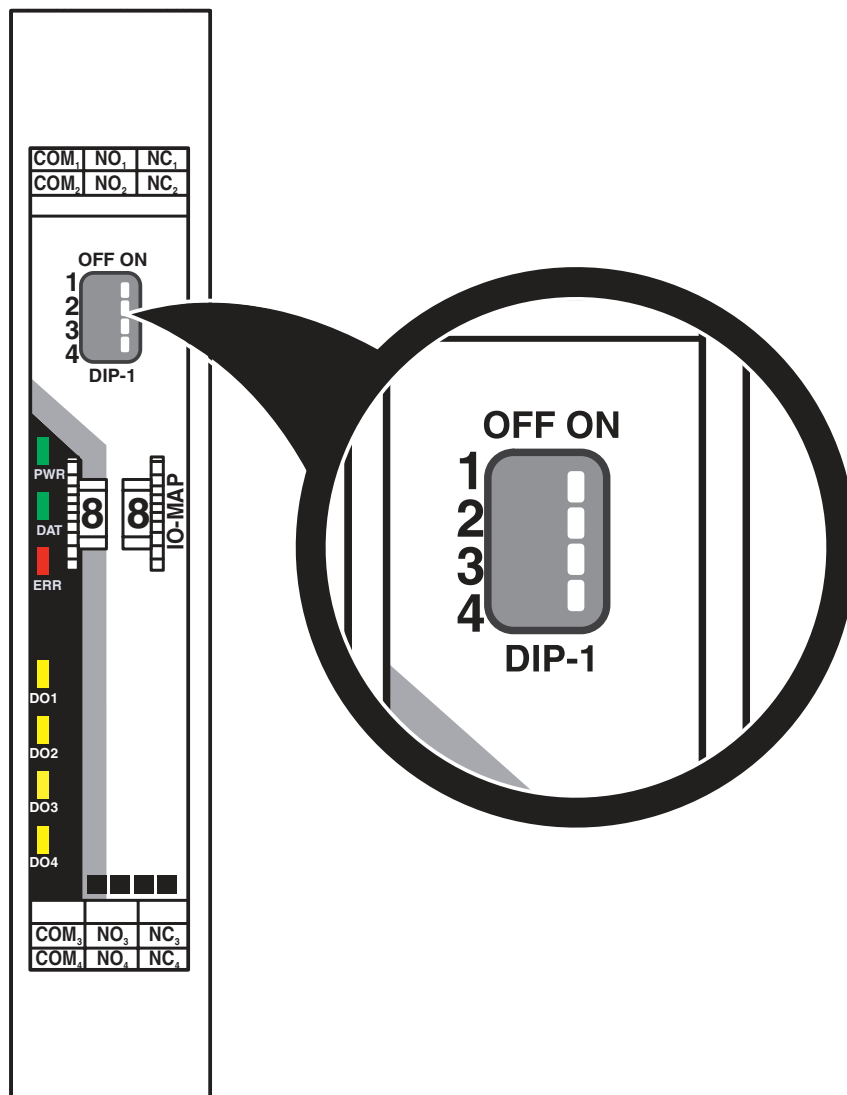
RAD-DOR4-IFS - I/O extension module



2901536

<https://www.phoenixcontact.com/gb/products/2901536>

Schematic diagram



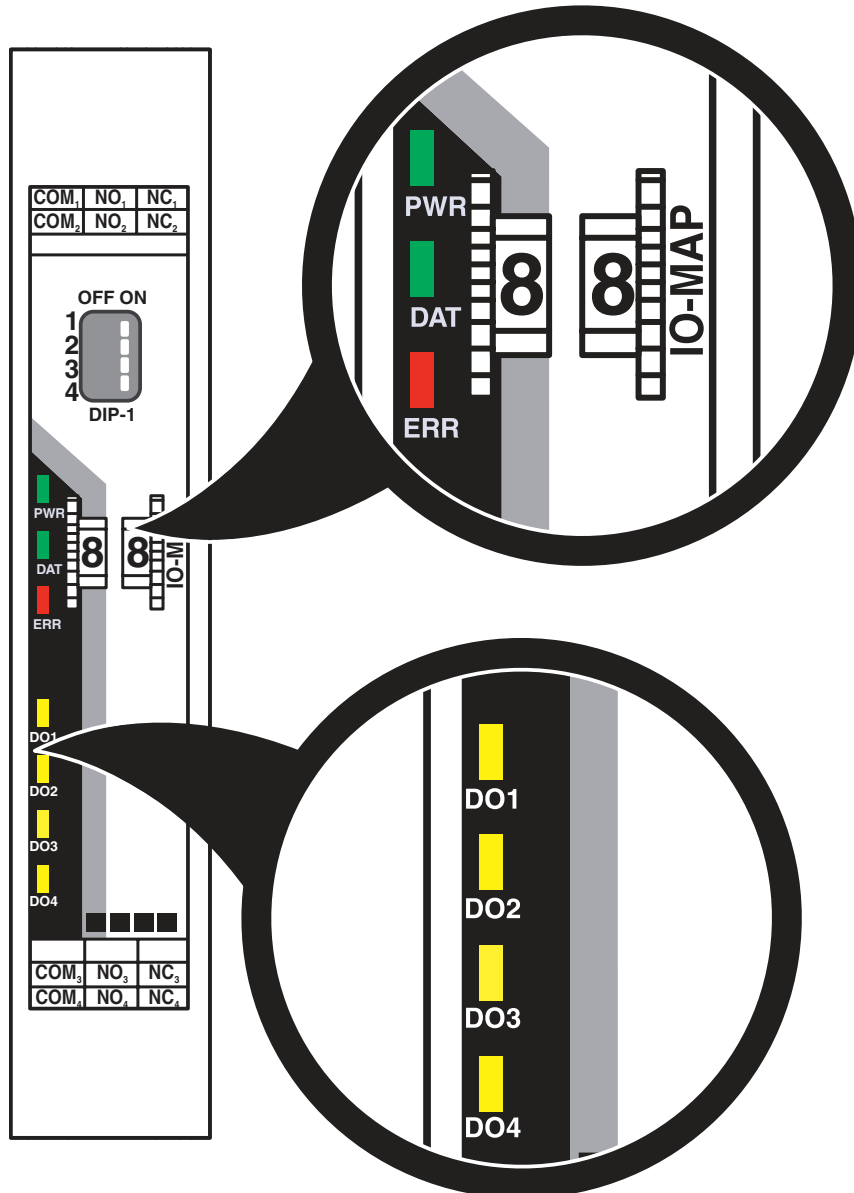
DIP switches

RAD-DOR4-IFS - I/O extension module

2901536

<https://www.phoenixcontact.com/gb/products/2901536>

Schematic diagram



LED indicators

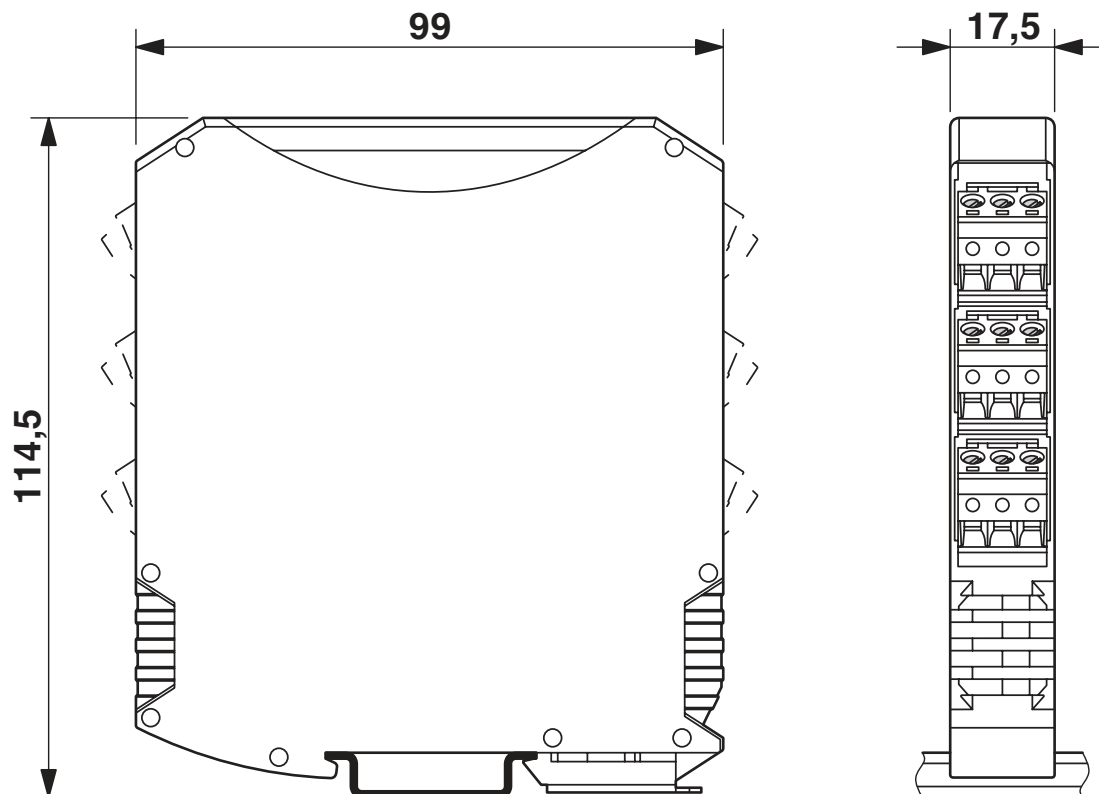
RAD-DOR4-IFS - I/O extension module

2901536

<https://www.phoenixcontact.com/gb/products/2901536>



Dimensional drawing



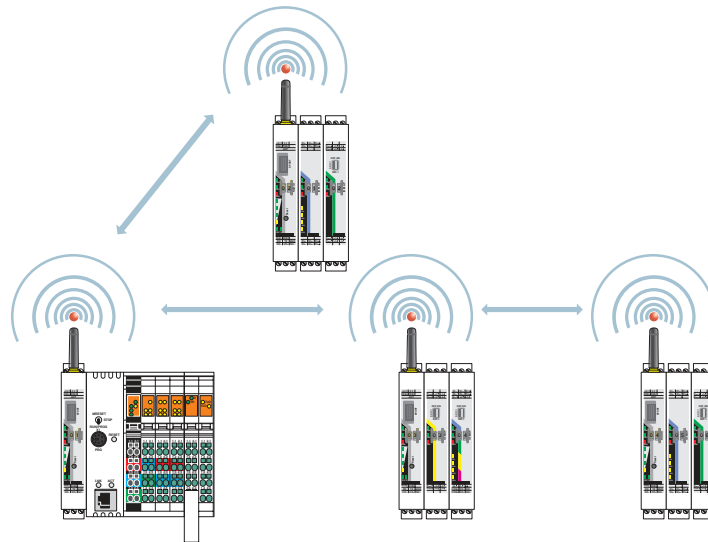
Slim design

RAD-DOR4-IFS - I/O extension module

2901536

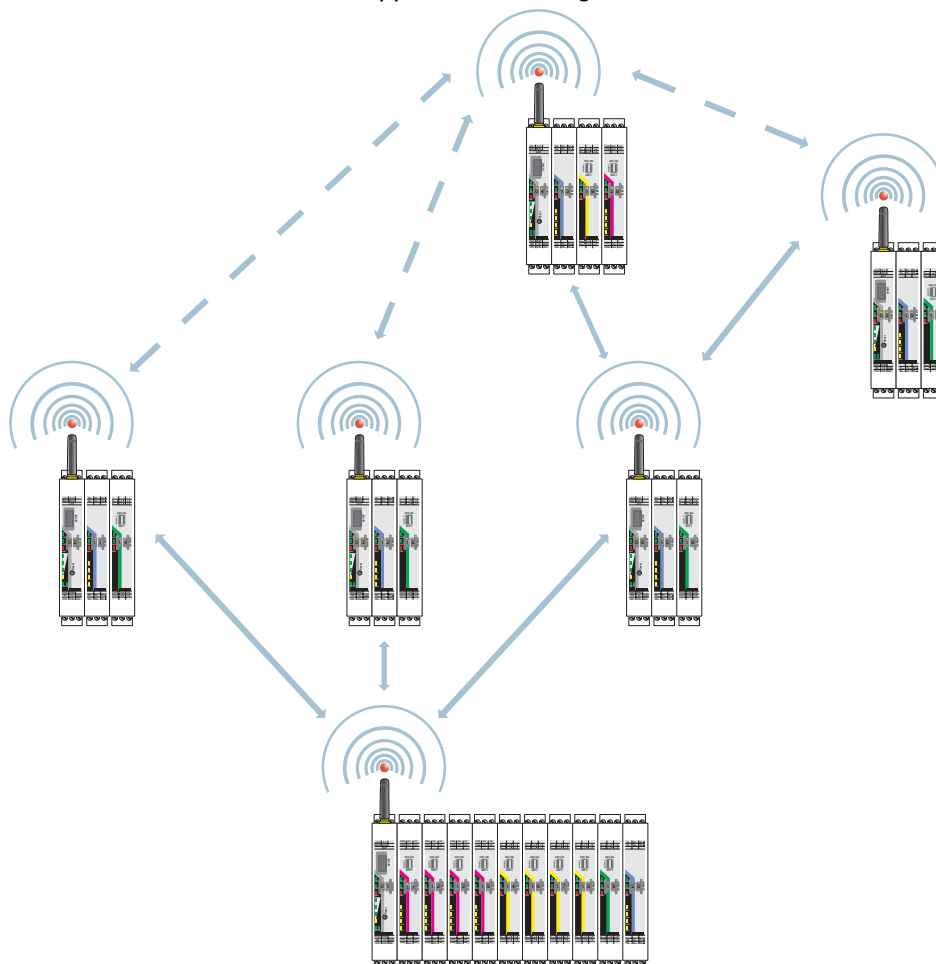
<https://www.phoenixcontact.com/gb/products/2901536>

Application drawing



Wireless module in PLC/Modbus RTU mode

Application drawing



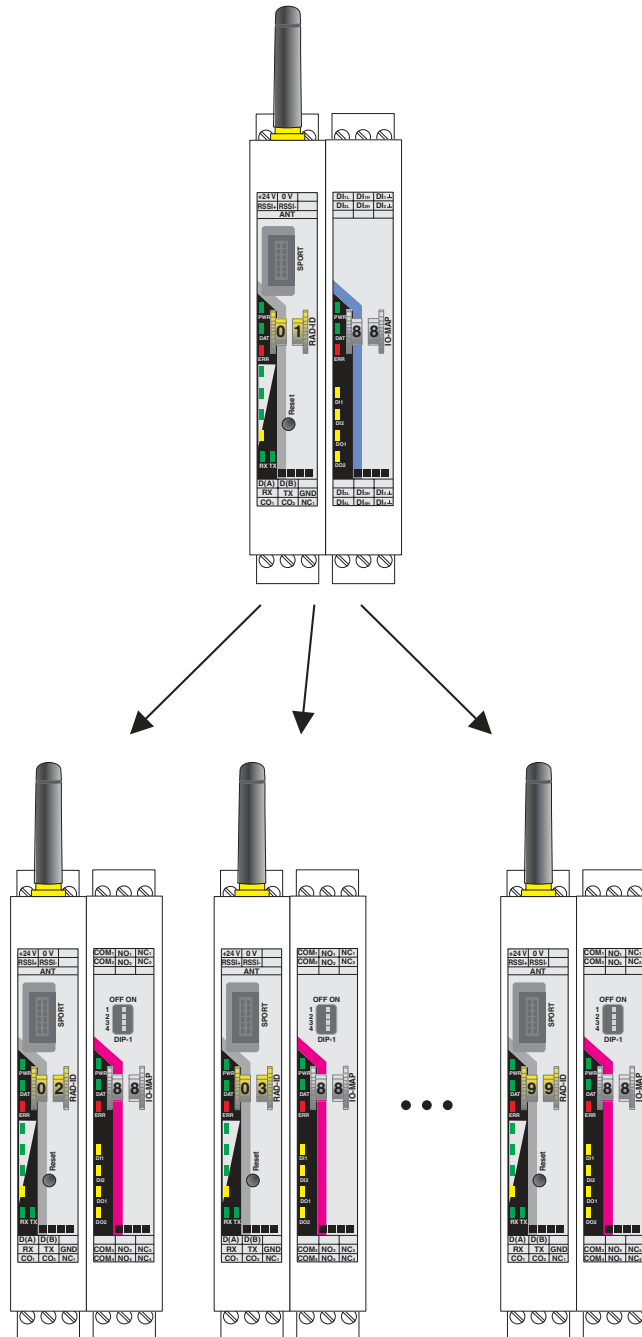
Wireless module in I/O data mode

RAD-DOR4-IFS - I/O extension module

2901536

<https://www.phoenixcontact.com/gb/products/2901536>

Functional drawing



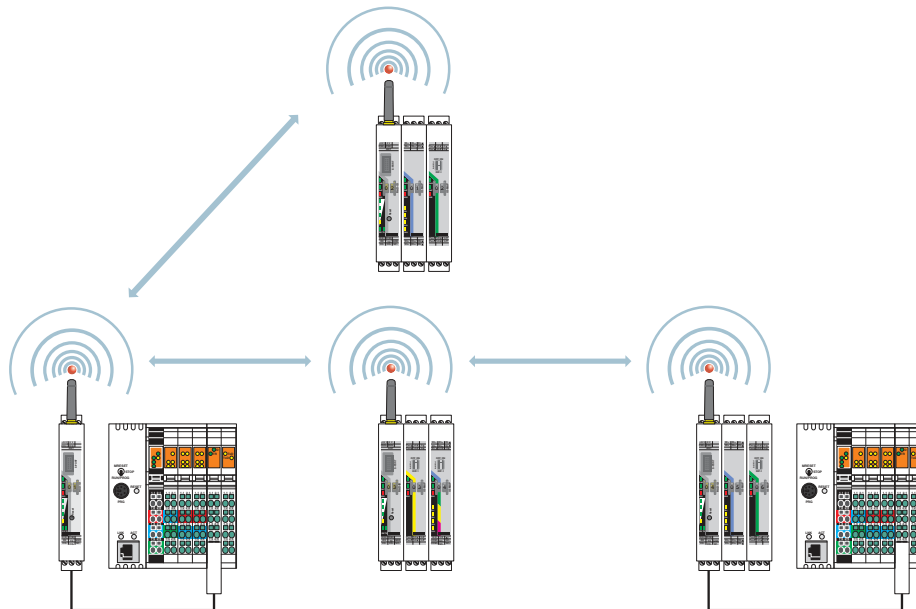
Assignment of digital inputs and digital outputs

RAD-DOR4-IFS - I/O extension module

2901536

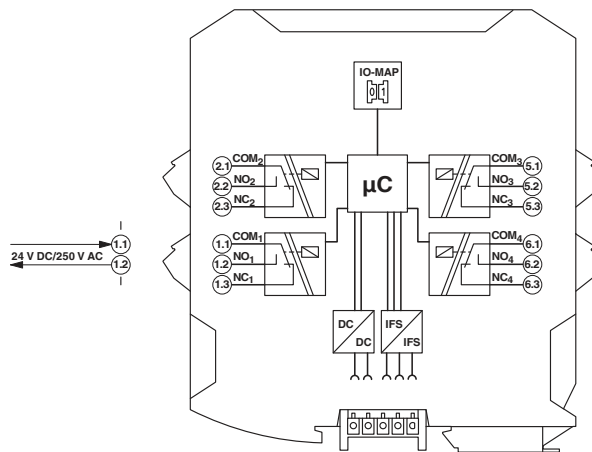
<https://www.phoenixcontact.com/gb/products/2901536>

Application drawing



Wireless module in PLC/Modbus RTU dual mode

Circuit diagram



RAD-DOR4-IFS - I/O extension module





2901536


<https://www.phoenixcontact.com/gb/products/2901536>


Approvals


To download certificates, visit the product detail page: <https://www.phoenixcontact.com/gb/products/2901536>


 **UL Listed**
Approval ID: FILE E 238705


 **cUL Listed**
Approval ID: FILE E 238705


 **KC**
Approval ID: R-R-PCK-2901536


 **EAC Ex**
Approval ID: RU*HB49.B00033/20


 **IECEx**
Approval ID: IECEx IBE 13.0019X

 **cUL Listed**
Approval ID: FILE E 196811

 **UL Listed**
Approval ID: FILE E 196811

 **ATEX**
Approval ID: IBExU 15 ATEX B008 X

 **CCC**
Approval ID: 2022122310115625

 **ATEX**
Approval ID: IBExU15ATEXB008 X

cULus Listed

RAD-DOR4-IFS - I/O extension module



2901536

<https://www.phoenixcontact.com/gb/products/2901536>

cULus Listed

RAD-DOR4-IFS - I/O extension module



2901536

<https://www.phoenixcontact.com/gb/products/2901536>

Classifications

ECLASS

ECLASS-11.0	27242604
ECLASS-12.0	27242604
ECLASS-13.0	27242604

ETIM

ETIM 8.0	EC001599
----------	----------

UNSPSC

UNSPSC 21.0	32151602
-------------	----------

RAD-DOR4-IFS - I/O extension module



2901536

<https://www.phoenixcontact.com/gb/products/2901536>

Environmental product compliance

REACH SVHC	Lead 7439-92-1
China RoHS	Environmentally Friendly Use Period = 50 years
	For information on hazardous substances, refer to the manufacturer's declaration available under "Downloads"

RAD-DOR4-IFS - I/O extension module



2901536

<https://www.phoenixcontact.com/gb/products/2901536>

Mandatory accessories

RAD-2400-IFS - Wireless module

2901541

<https://www.phoenixcontact.com/gb/products/2901541>



Radioline - 2.4 GHz wireless transceiver with RS-232/RS-485 interface, can be extended with I/O modules, RSMA (female) antenna connection, point-to-point, star, and mesh networks up to 250 stations, range of up to 5 km (with a clear line of sight), for worldwide use

RAD-900-IFS - Wireless module

2901540

<https://www.phoenixcontact.com/gb/products/2901540>



Radioline - 900 MHz wireless transceiver with RS-232/485 interface, can be extended with I/O modules, RSMA (female) antenna connection, point-to-point, star, and mesh networks up to 250 stations, range of up to 32 km (line of sight), use in North America

RAD-DOR4-IFS - I/O extension module

2901536

<https://www.phoenixcontact.com/gb/products/2901536>



RAD-868-IFS - Wireless module

2904909

<https://www.phoenixcontact.com/gb/products/2904909>



Radioline - 868 MHz wireless transceiver with RS-232/RS-485 interface, can be extended with I/O modules, RSMA (female) antenna connection, point-to-point, star, and mesh networks up to 99 stations, range of up to 20 km (with a clear line of sight), for use in Europe

RAD-RS485-IFS - Communication module

2702184

<https://www.phoenixcontact.com/gb/products/2702184>



Radioline - RS-485 multipoint multiplexer, can be extended with I/O modules, can be used as Modbus/RTU bus coupler or can be combined with Radioline wireless system, up to 99 stations, range of up to 1.2 km on in-house copper cables

RAD-DOR4-IFS - I/O extension module

2901536

<https://www.phoenixcontact.com/gb/products/2901536>



RAD-2400-IFS-JP - Wireless module

2702863

<https://www.phoenixcontact.com/gb/products/2702863>



Radioline - 2.4 GHz wireless transceiver with RS-232/RS-485 interface, can be extended with I/O modules, RSMA (female) antenna connection, point-to-point, star, and mesh networks up to 250 stations, range of up to 5 km (with a clear line of sight), for use in Japan

RAD-900-IFS-AU - Wireless module

2702878

<https://www.phoenixcontact.com/gb/products/2702878>



Radioline - 900 MHz wireless transceiver with RS-232/485 interface, can be extended with I/O modules, RSMA (female) antenna connection, point-to-point, star, and mesh networks up to 250 stations, range of up to 32 km (line of sight), for use in Australia.

Accessories

RAD-DOR4-IFS - I/O extension module

2901536

<https://www.phoenixcontact.com/gb/products/2901536>



RAD-DI4-IFS - I/O extension module

2901535

<https://www.phoenixcontact.com/gb/products/2901535>



Radioline - I/O extension module, 4 digital inputs (0 ... 250 V AC/DC)

ME 17,5 TBUS 1,5/ 5-ST-3,81 GN - DIN rail bus connectors

2709561

<https://www.phoenixcontact.com/gb/products/2709561>



DIN rail connector for DIN rail mounting. Universal for TBUS housing. Gold-plated contacts, 5-pos.

RAD-DOR4-IFS - I/O extension module

2901536

<https://www.phoenixcontact.com/gb/products/2901536>



RAD-DI4-IFS - I/O extension module

2901535

<https://www.phoenixcontact.com/gb/products/2901535>



Radioline - I/O extension module, 4 digital inputs (0 ... 250 V AC/DC)

Phoenix Contact 2023 © - all rights reserved

<https://www.phoenixcontact.com>

PHOENIX CONTACT Ltd

Halesfield 13, Telford

Shropshire, TF7 4PG

01952 681700

info@phoenixcontact.co.uk