


2000 Slide Switches - Snap fit and panel mount 10A 250Vac



- ▶ 2 way 'voltage selector'
- ▶ Ratings up to 16A, 250V ac
- ▶ Snap fit and panel mount
- ▶ PCB & solder terminals
- ▶ 2 and 3 position
- ▶ Choice of circuits
- ▶ Choice of actuators

Approvals and specifications



10 A 250Vac T85
6(3)A 250Vac T85



UL CSA 16A 250Vac Non Inductive
UL CSA 4A 300Vac
UL 65°C, file no. E45221, CSA file no. LR10990

µ contact gap

Please specify: Standard action (SP116) or light action (SP118).
2000 series lubrication is inorganic and does not degrade plastics.

Technical data on pages 4 & 5.

115/230 is preferred legend

T 2 2 20 5 B ---

TERMINAL SERIES POSITIONS CIRCUIT SLIDER BODY PRINT, COLOUR, ETC

slide switches

TERMINAL	SERIES	POS'N	CIRCUIT <small>Viewed from back</small>	SLIDER				
K 2.8 x 0.8	2	Switching positions	10 	0 2 Pos B Body only 	6 2 & 3 Pos B Body only 	C 2 & 3 Pos B Body only 	L 2 & 3 Pos B Body only Limited travel on 2 pos 	S Limited travel on 2 pos 2 & 3 Pos B Body only
			20 	2 2 Pos B Body only 	7 2 & 3 Pos B Body only 	D 2 & 3 Pos B Body only 	M F Body only Legend optional 	T 2 & 3 Pos B Body only
			30 	3 2 & 3 Pos B Body only 	8 E Body only Legend optional 	E 2 Pos B Body only Limited travel on 2 pos 	N 2 Pos B Body only 	
			40 	4 2 & 3 Pos B Body only 	9 2 & 3 Pos B Body only 	H 2 Pos B Body only 	P 2 & 3 Pos B Body only Limited travel on 2 pos 	
R 2.8 x 0.8	2	Switching positions	10 	5 2 Pos B Body only Also with legend 	A 2 Pos B Body only 	K 2 & 3 Pos B Body only Limited travel on 2 pos 		
			20 	2 2 Pos B Body only 	H 2 Pos B Body only 	R 2 & 3 Pos B Body only 		
			30 	4 2 & 3 Pos B Body only 	H 2 Pos B Body only 			
X PCB 0.8 Sq. For mounting stability switches have extra "support" terminals * Nominal - Dimension varies with body type. For exact figure call sales	3	Switching positions	10 					
			20 					



T22208E ---



T22308E ---



T2230MF ---



T22205B ---



T22305B ---

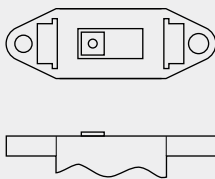


T23204B ---

BODY

OPTIONS

B With mounting holes



Colour

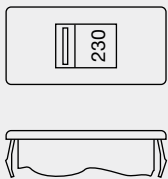
For custom slider colours call sales. A full range is available for large orders

Standard body colour is black

Legend printing

A wide range is available


E Snap fit



Cut-outs must be punched in the direction of insertion

For all options call sales

F Snap fit (single pole ON OFF only)

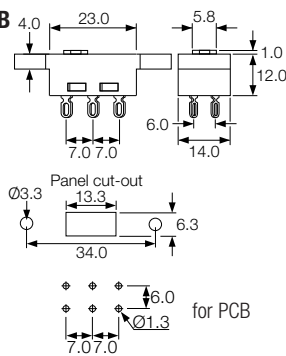


Cut-outs must be punched in the direction of insertion

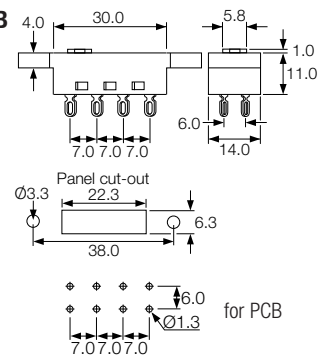
DIMENSIONS (mm)

Cut-out / PCB Matrix

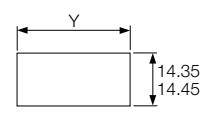
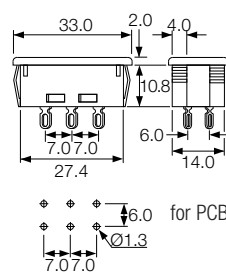
2 Pos B



3 Pos B

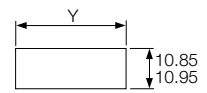
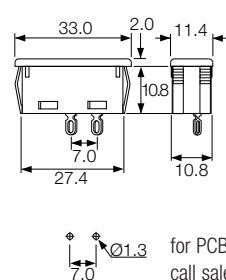


2 Pos E



Panel thickness	Dim. Y
0.8-1.2	29.75/29.85
1.63	30.15/30.25
2.0	30.35/30.45
2.5	30.55/30.65

2 Pos F



Panel thickness	Dim. Y
0.8-1.2	29.75/29.85
1.63	30.15/30.25
2.0	30.35/30.45
2.5	30.55/30.65